



Dashboard of Public Health Indicators

Starting on May 18, the COVID-19 Command Center will give updates on six key public health indicators. Before and during reopening, these metrics must continue to show progress.

Below is the status as of 5/18/2020. Status will be updated weekly or as metrics indicate.

Indicator	Measure	Status
1	COVID-19 positive test rate	●
2	Number of individuals who died from COVID-19	●
3	Number of patients with COVID-19 in hospitals	●
4	Healthcare system readiness	●
5	Testing capacity	●
6	Contact tracing capabilities	●

- Legend
- Positive trend
 - In progress
 - Negative trend

Newly Reported Cases Today

1,013

Confirmed Cases

92,675

Newly Reported Deaths Today

68

Deaths of Confirmed COVID-19 Cases

6,372

New Tests Reported Today

11,387

Total Tests Performed

532,373

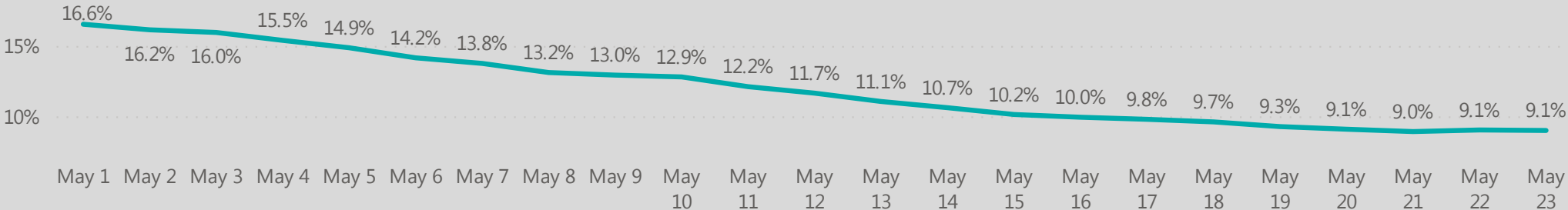


Massachusetts Department of Public Health COVID-19 Dashboard - Sunday, May 24, 2020

Dashboard of Public Health Indicators

Percent Change Since
April 15th

7 Day Weighted
Average of
Positive Test Rate



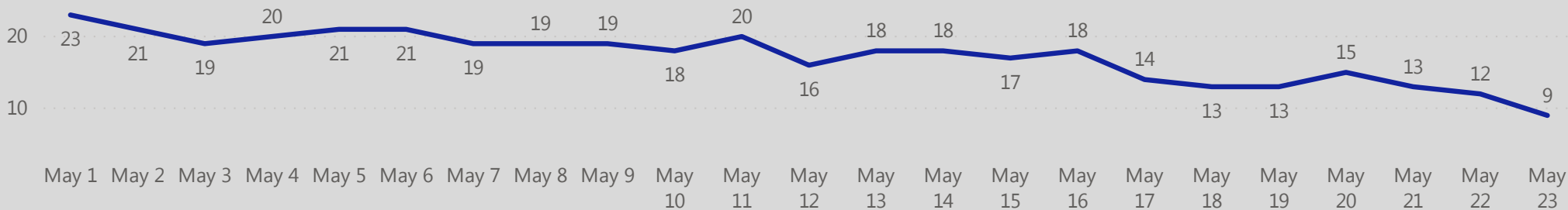
-68 %

3 Day Average of
Number of COVID-
19 Patients in
Hospital



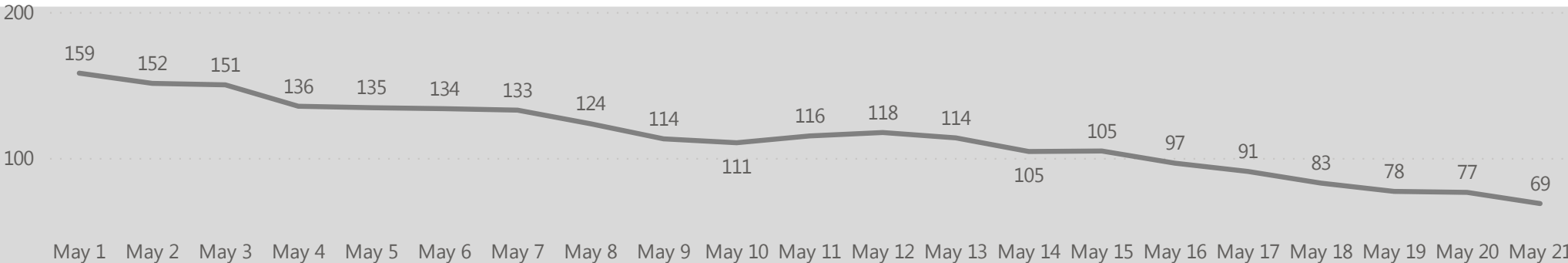
-37 %

Number of
Hospitals using
Surge Capacity



-57 %

3 Day Average of
COVID-19 Deaths



-55 %



Table of Contents

Daily and Cumulative Confirmed Cases.....Page 4

Testing by Date.....Page 5

Cases and Case Growth by County.....Page 6

Prevalence by County.....Page 7

Daily and Cumulative COVID-19 Hospitalizations.....Page 8

Daily and Cumulative Deaths.....Page 9

Cases and Case Rate by Age Group.....Page 10

Hospitalizations & Hospitalization Rate by Age Group.....Page 11

Deaths and Death Rate by Age Group..... Page 12

Deaths and Death Rate by County.....Page 13

Deaths by Sex, Previous Hospitalization, & Underlying Conditions.....Page 14

Cases, Hospitalizations, & Deaths by Race/Ethnicity.....Page 15

COVID-19 Cases in Long-Term Care (LTC) Facilities.....Page 16

Total Hospital Capacity by Region.....Page 17

COVID Patient Census by Hospital.....Page 18

Nursing Homes, Rest Homes, and Skilled Nursing Facilities with 2+ Known COVID Cases.....Page 20

Assisted Living Residences with 2+ Known COVID Cases.....Page 26

Daily Nursing Home, Rest Home, Assisted Living Residence and EHS Testing Program.....Page 30

PPE Distribution by Recipient Type and Geography.....Page 31

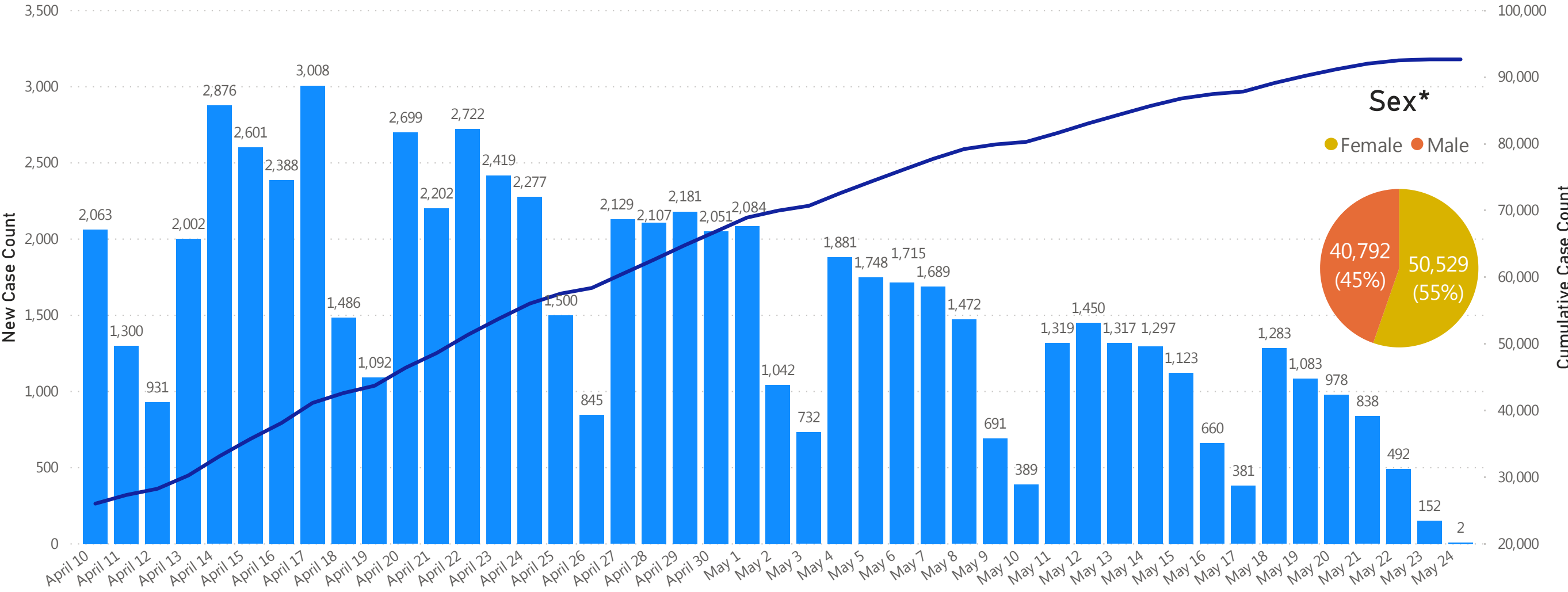
Department of Corrections on-site testing program.....Page 33



Daily and Cumulative Confirmed Cases

Confirmed COVID-19 Cases To Date by Date Patient Tested

● New Cases by Date Patient Tested ● Total Cases by Date Patient Tested



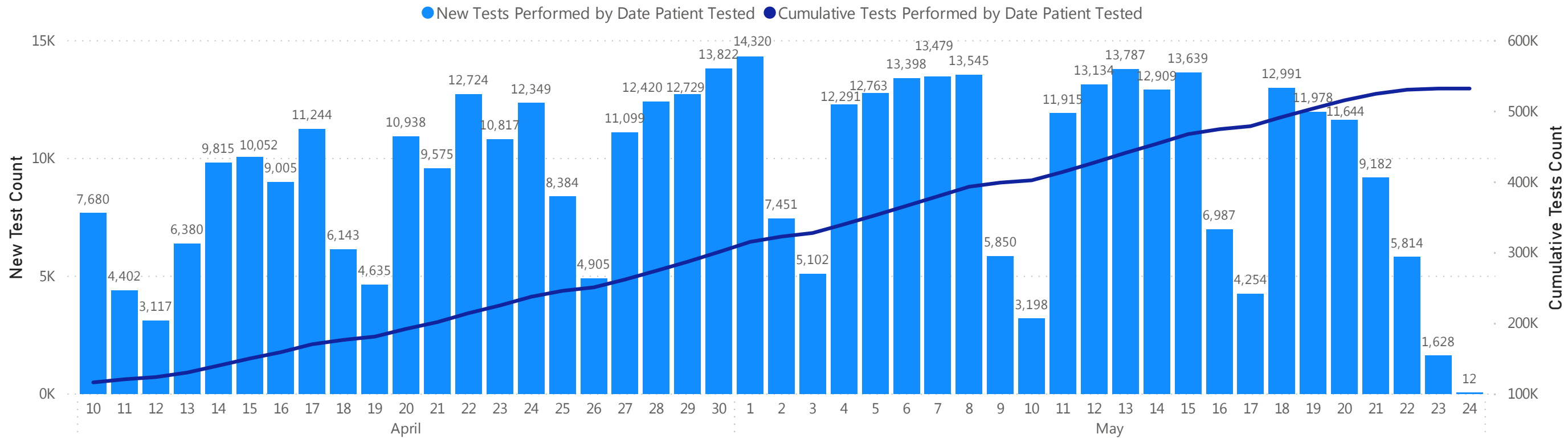
Data Sources: COVID-19 Data provided by the Bureau of Infectious Disease and Laboratory Sciences; Tables and Figures created by the Office of Population Health.
Note: all data are current as of 10:00am on the date at the top of the page; *Excludes unknown values. Data previously shown according to date report received; data now presented according to date the patient was tested. Due to lag in reporting by laboratories, counts for most recent dates are likely to be incomplete.

4

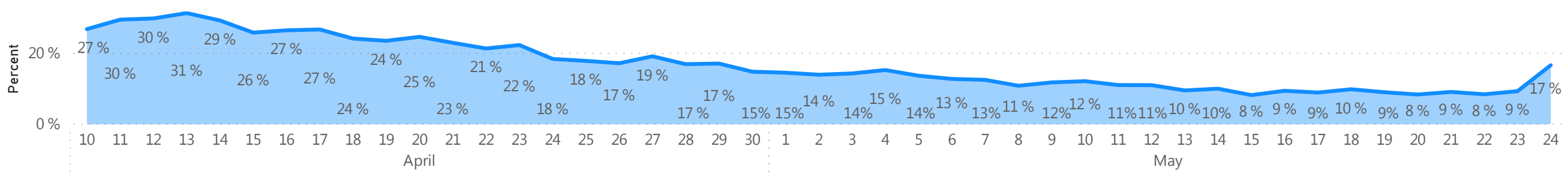


Testing by Date

Number of Tests Performed by Date Patient Tested



Percent of Tests* that are Positive by Date Patient Tested



Data Sources: COVID-19 Data provided by the Bureau of Infectious Disease and Laboratory Sciences; Tables and Figures created by the Office of Population Health.
Note: all data are current as of 10:00am on the date at the top of the page. Data previously shown according to date report received; data now presented according to date the patient was tested. Due to lag in reporting by laboratories, counts for most recent dates are likely to be incomplete.

5

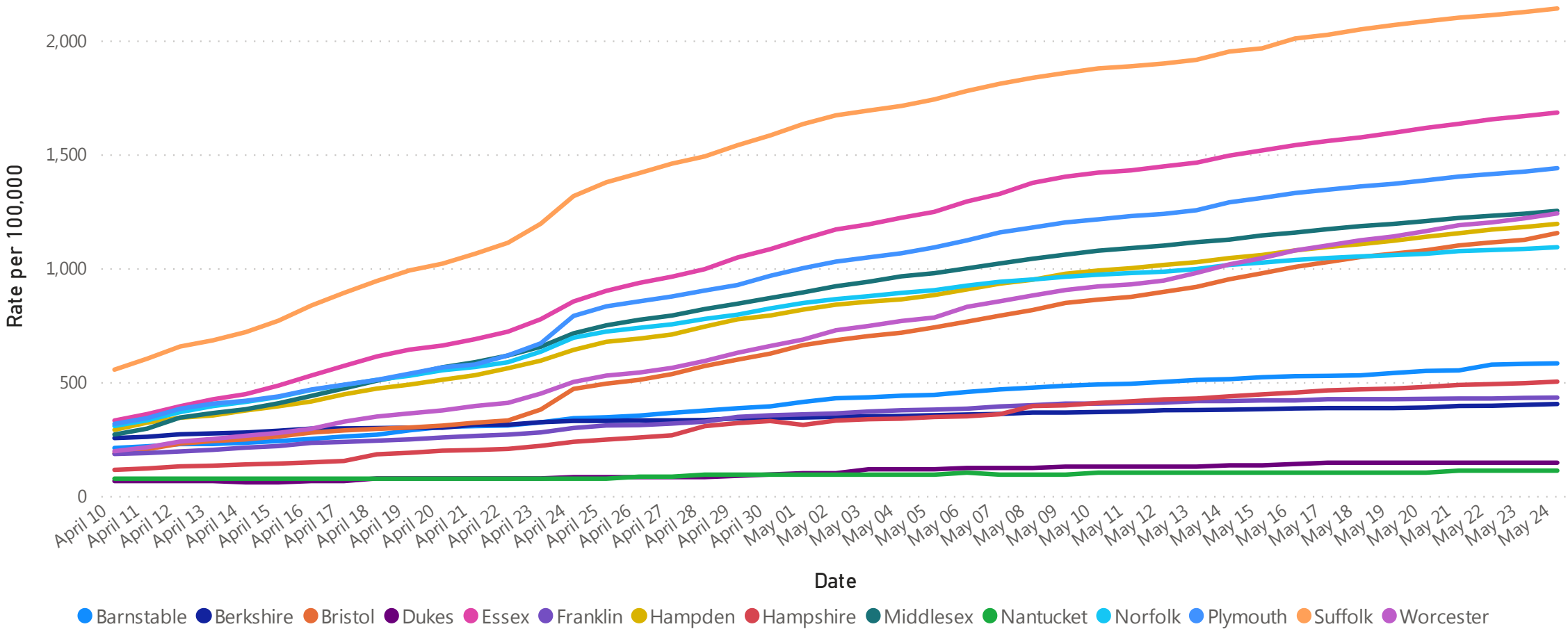


Cases and Case Growth by County

Count by County

County	Count
Middlesex	20,437
Suffolk	17,417
Essex	13,457
Worcester	10,431
Norfolk	7,812
Plymouth	7,559
Bristol	6,596
Hampden	5,687
Barnstable	1,269
Hampshire	830
Berkshire	520
Franklin	313
Unknown	308
Dukes	26
Nantucket	13
Total	92,675

Rate (per 100,000) of Confirmed COVID-19 Cases by Date and County



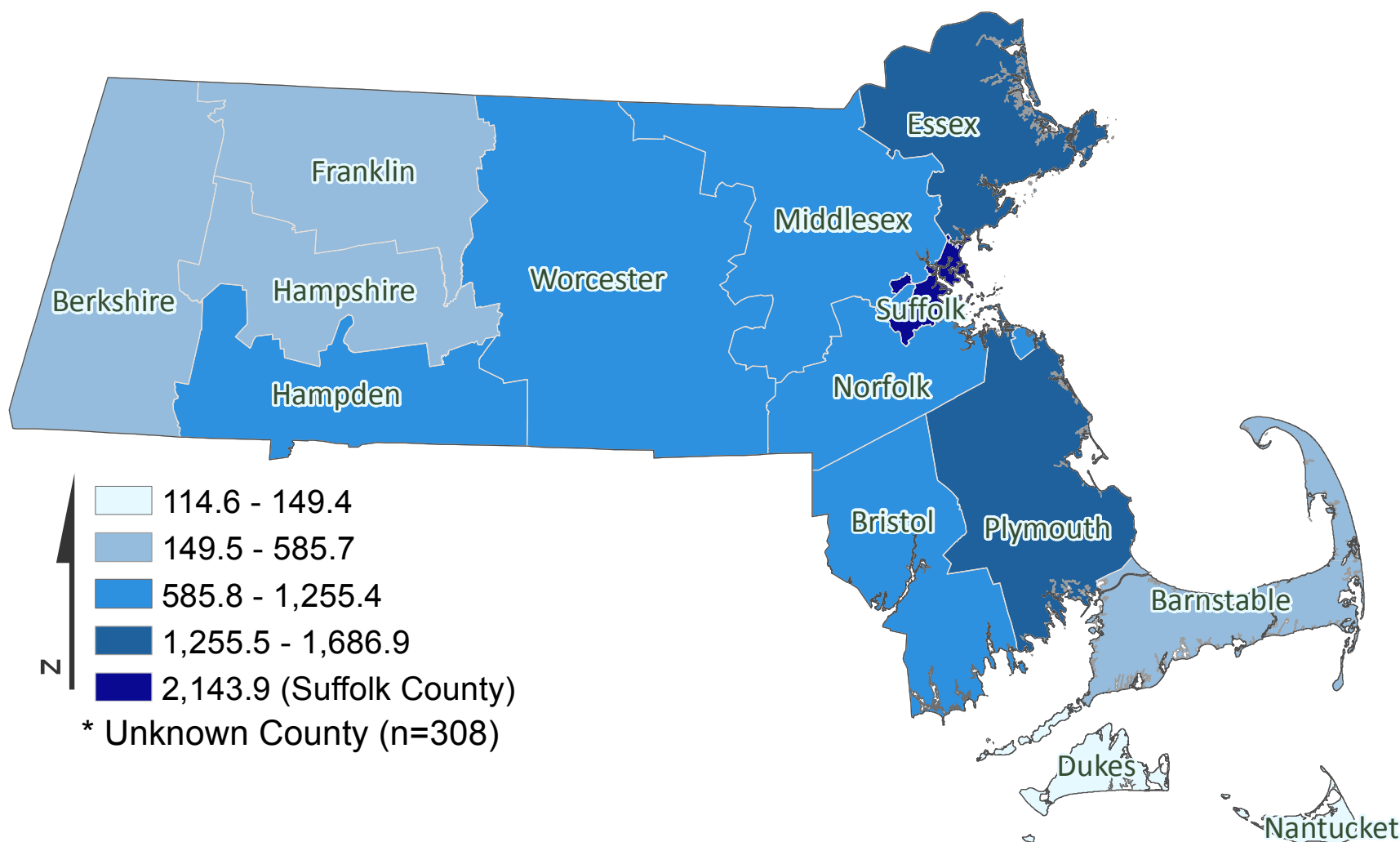
Data Sources: COVID-19 Data provided by the Bureau of Infectious Disease and Laboratory Sciences; County Population Estimates 2011-2018: Small Area Population Estimates 2011-2020, version 2018, Massachusetts Department of Public Health, Bureau of Environmental Health; Tables and Figures created by the Office of Population Health.
Note: all data are cumulative and current as of 10:00am on the date at the top of the page.



Massachusetts Department of Public Health COVID-19 Dashboard - Sunday, May 24, 2020

Prevalence by County

Rate (per 100,000) of Confirmed COVID-19 Cases by County (n=92,675)*



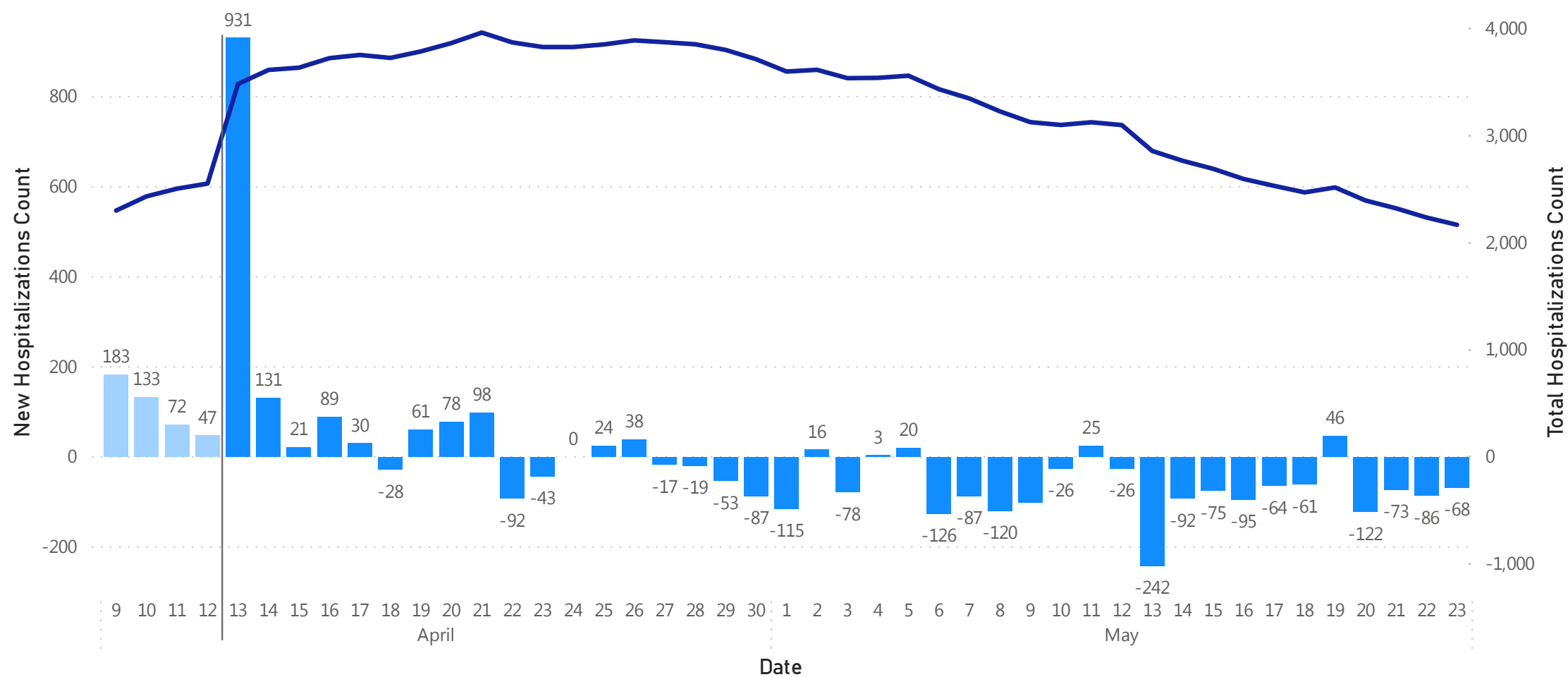


Massachusetts Department of Public Health COVID-19 Dashboard - Sunday, May 24, 2020

Daily and Cumulative COVID-19 Hospitalizations

Patients Reported as Hospitalized* with COVID-19 by Date

● New Hospitalizations by Date ● Number of Hospitalized COVID-19 Patients by Date



COVID-19 Cases
Currently
Hospitalized
2,169

Count of Cases
Currently in ICU
558

Data Sources: COVID-19 Data provided by the Bureau of Infectious Disease and Laboratory Sciences and MDPH survey of hospitals (hospital survey data are self-reported); Tables and Figures created by the Office of Population Health.

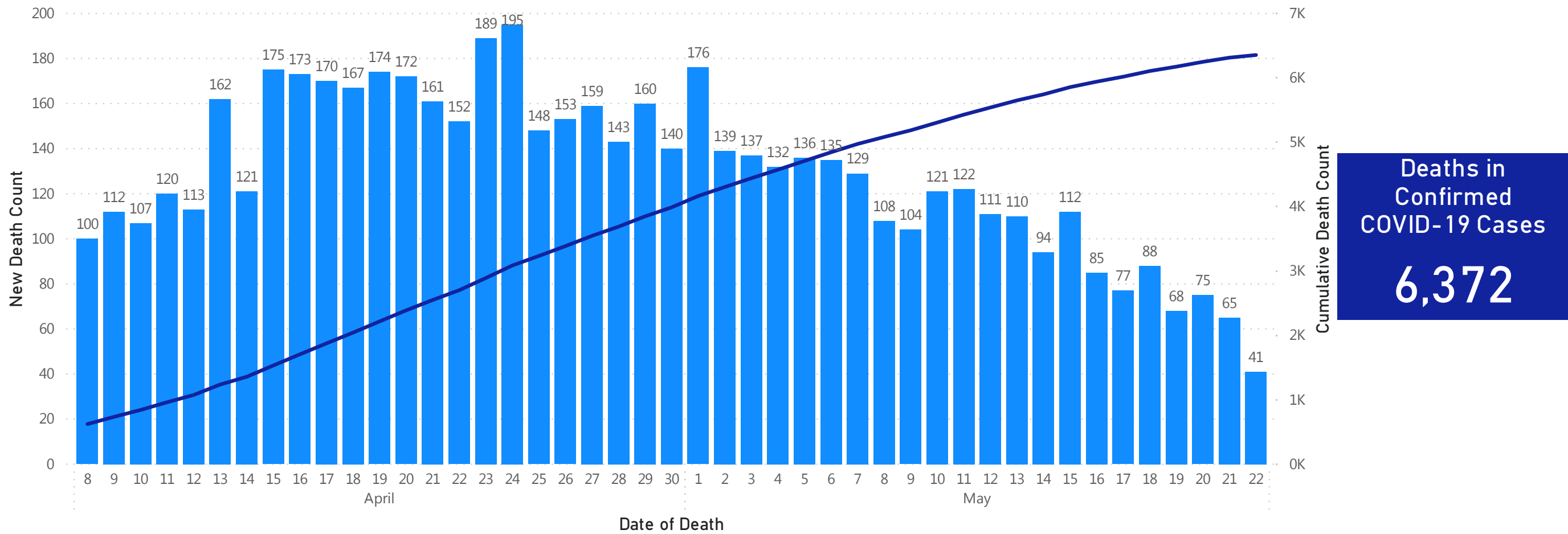
Notes: data are current as of 12:00pm on the date at the top of the page; **prior to 4/13 only confirmed cases were included in the hospitalization count data (light blue bars); starting 4/13 both confirmed and suspected cases are included (dark blue bars).*



Daily and Cumulative Deaths

Deaths* in Confirmed COVID-19 Cases by Date of Death

● New Deaths by Date of Death ● Total Deaths Reported by Date



Data Sources: COVID-19 Data provided by the Bureau of Infectious Disease and Laboratory Sciences and the Registry of Vital Records and Statistics; Tables and Figures created by the Office of Population Health
Note: all data are current as of 10:00am on the date at the top of the page; *Counts on the trend chart do not match total number of deaths reported, as there is a several day lag in reporting by date of death.

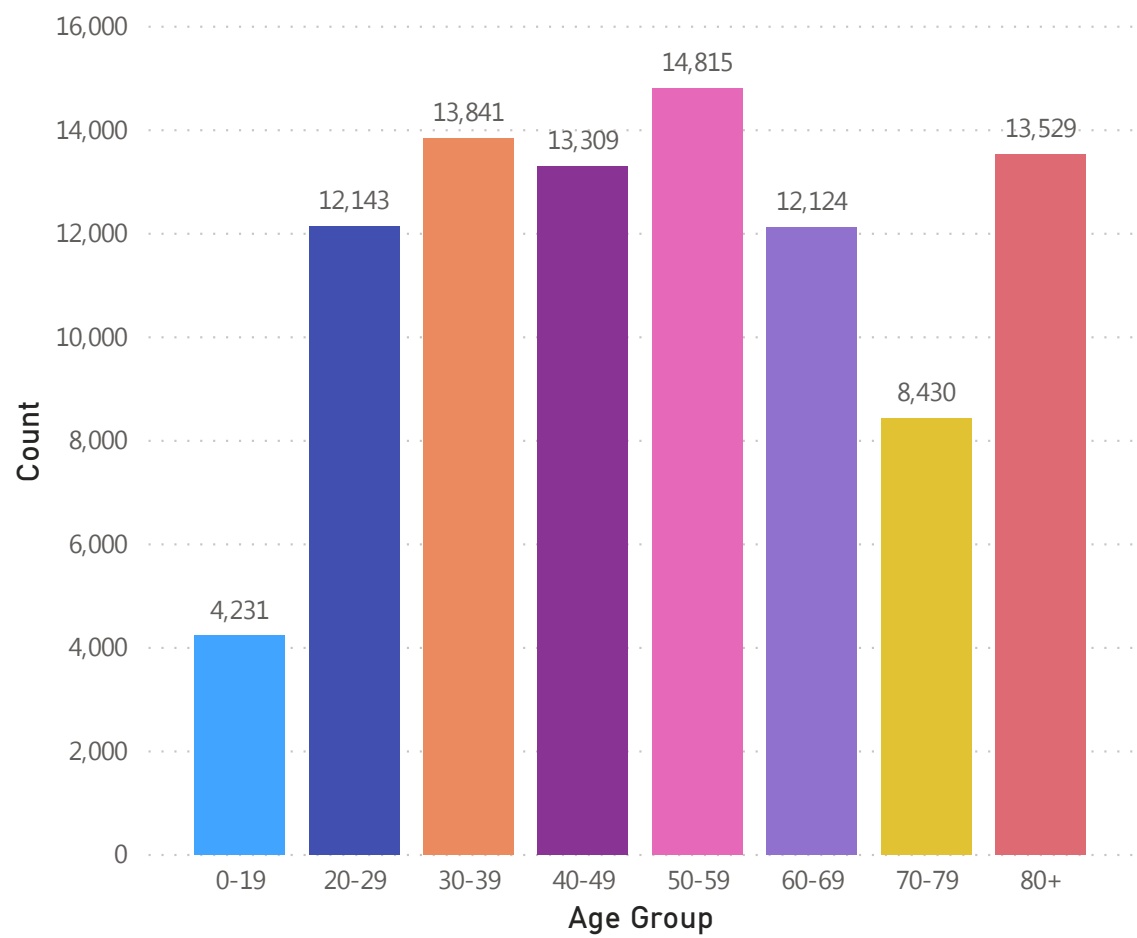
9



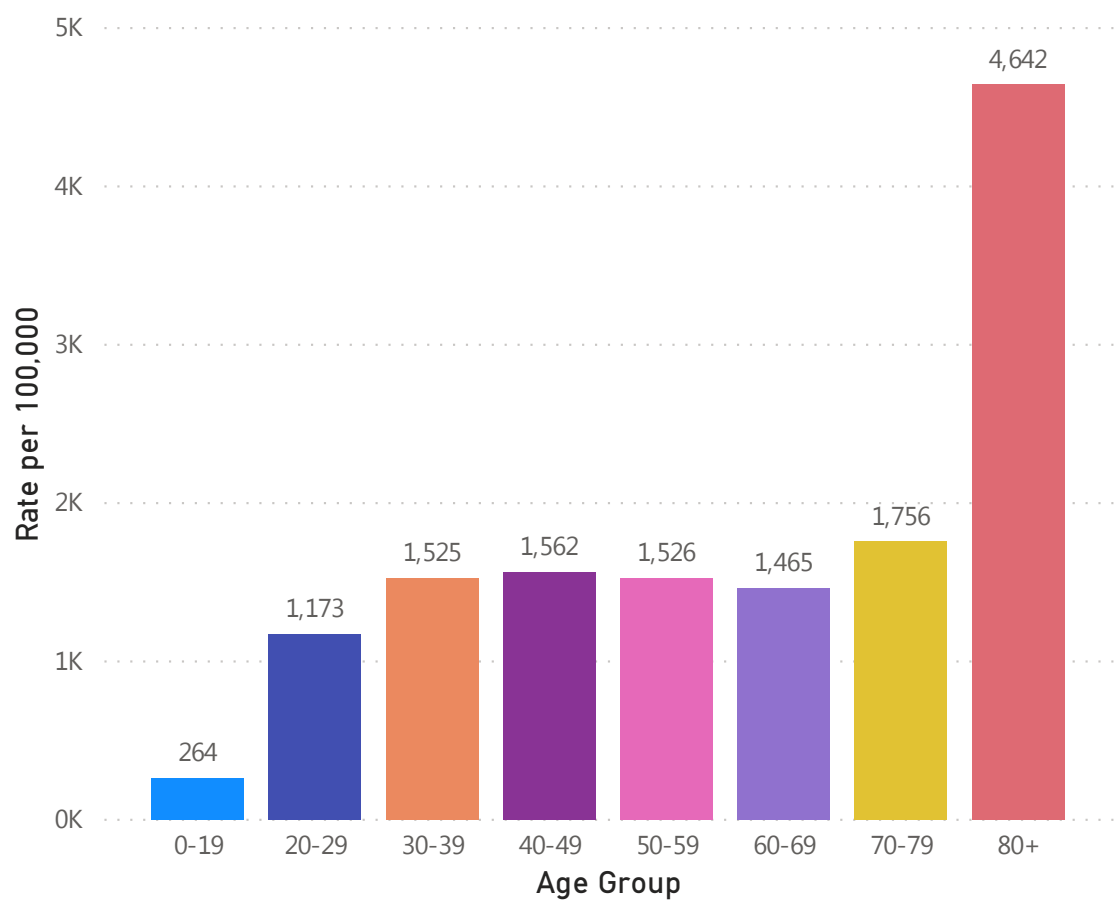
Massachusetts Department of Public Health COVID-19 Dashboard - Sunday, May 24, 2020

Cases and Case Rate by Age Group

Confirmed COVID-19 Cases by Age Group



Rate (per 100,000) of Confirmed COVID-19 Cases by Age Group



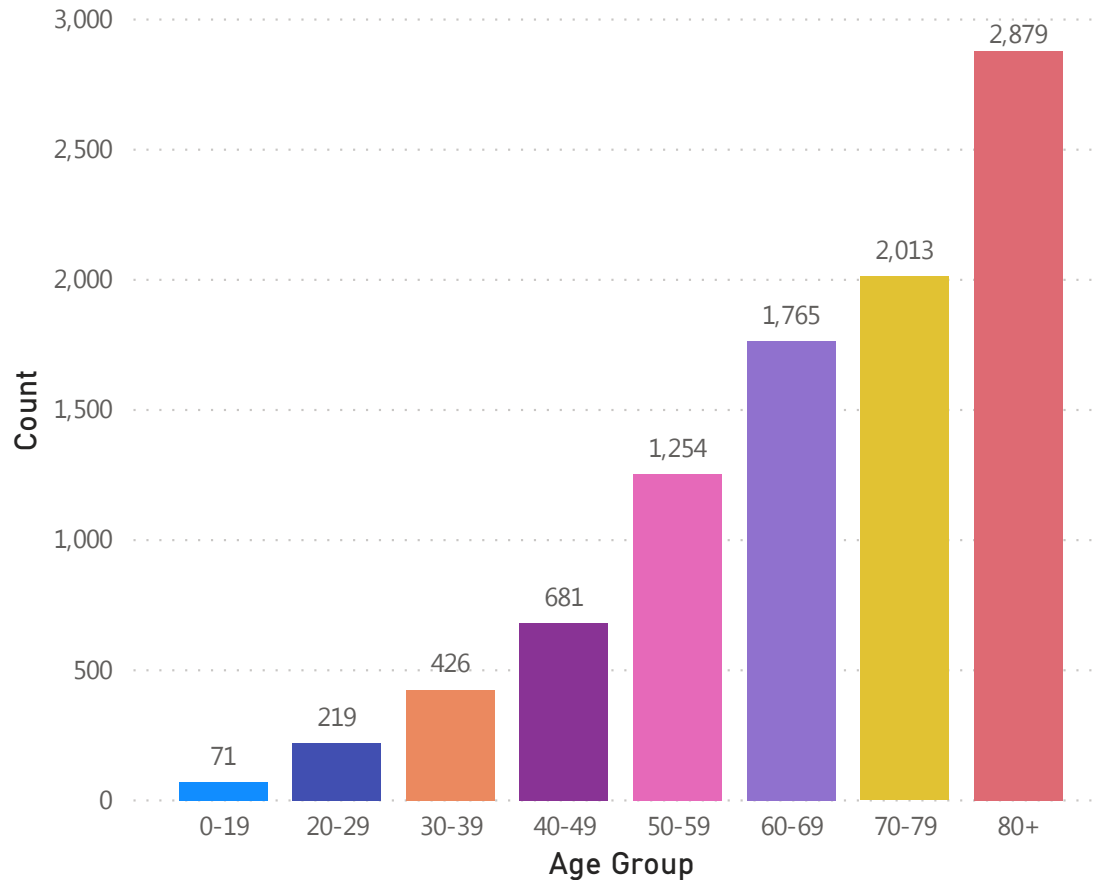
Average age of COVID-19 Cases

52

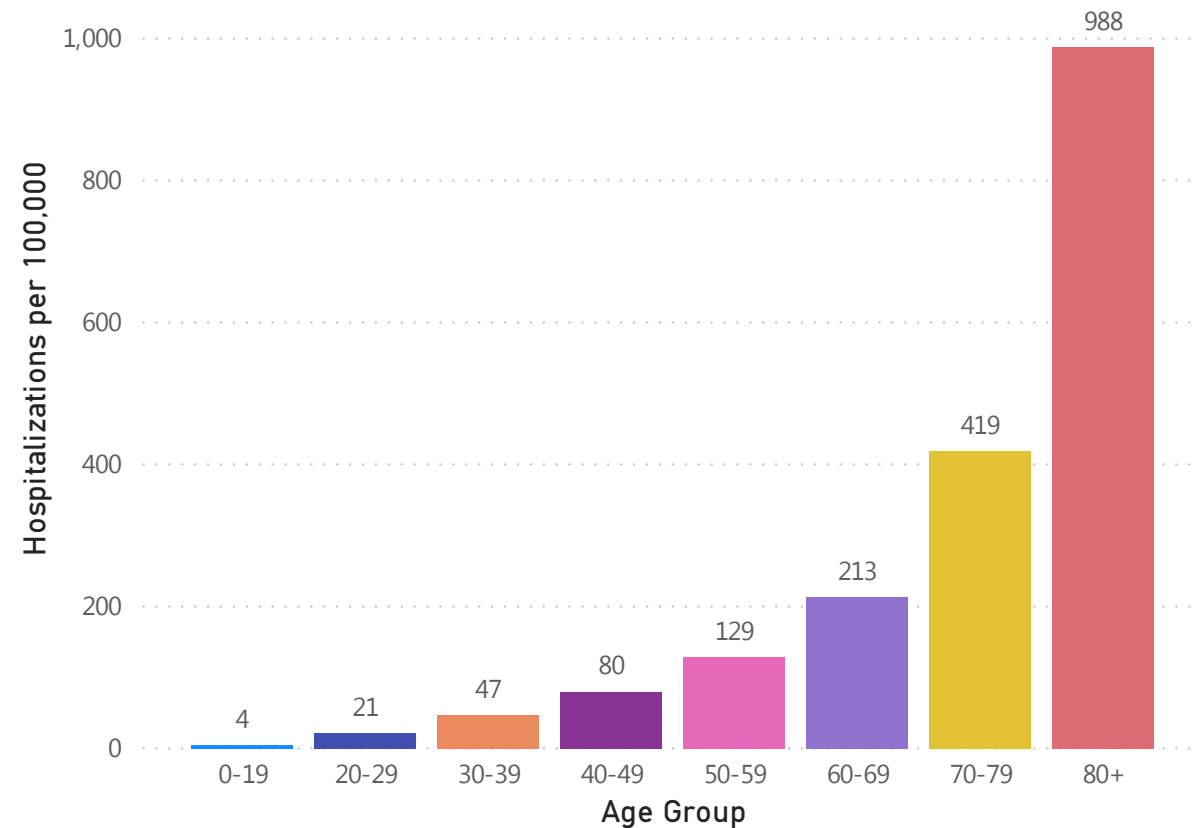


Hospitalizations & Hospitalization Rate by Age Group

Confirmed COVID-19 Cases Reported as Hospitalized* by Age Group



Rate (per 100,000) of Confirmed COVID-19 Cases Reported as Hospitalized* by Age Group



Average Age of
Cases Reported
as Hospitalized*

68

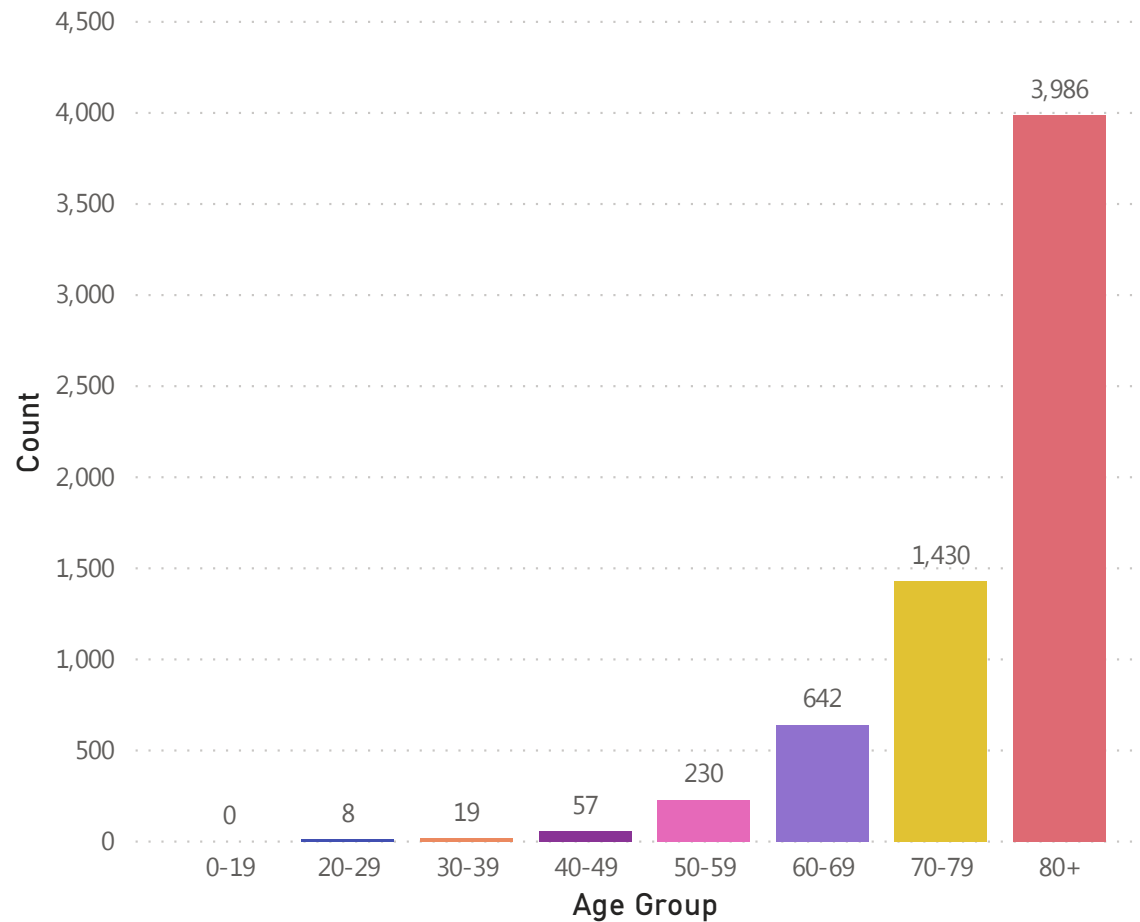
Data Sources: COVID-19 Data provided by the Bureau of Infectious Disease and Laboratory Sciences; Population Estimates 2011-2018: Small Area Population Estimates 2011-2020, version 2018; ; Tables and Figures created by the Office of Population Health.

Notes: all data are cumulative and current as of 10:00am on the date at the top of the page; *Hospitalization refers to status at any point in time, not necessarily the current status of the patient, demographic data on hospitalized patients collected retrospectively; analysis does not include all hospitalized patients and may not add up to data totals from hospital surveys

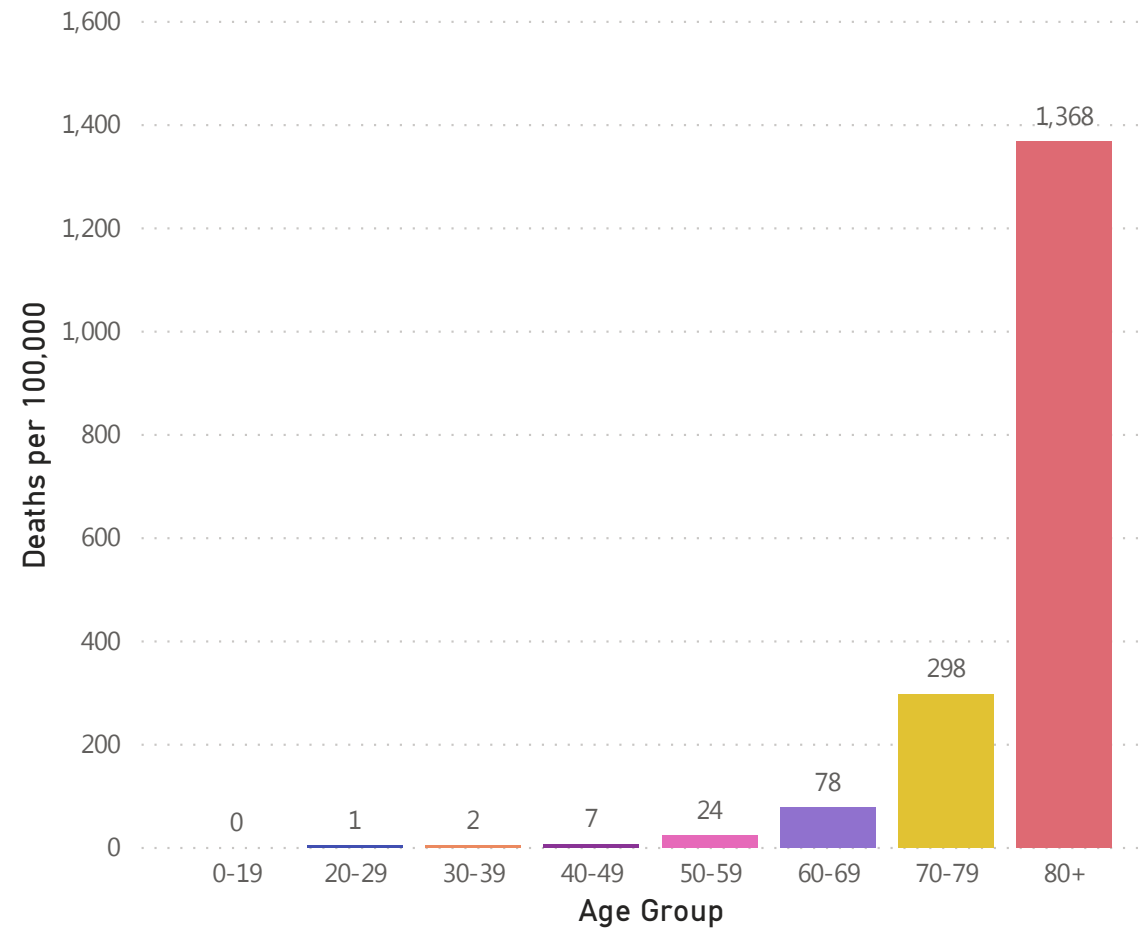


Deaths and Death Rate by Age Group

Deaths by Age Group in Confirmed COVID-19 Cases



Rate (per 100,000) of COVID-19 Deaths by Age Group



Average Age of
Deaths in Confirmed
COVID-19 Cases

82

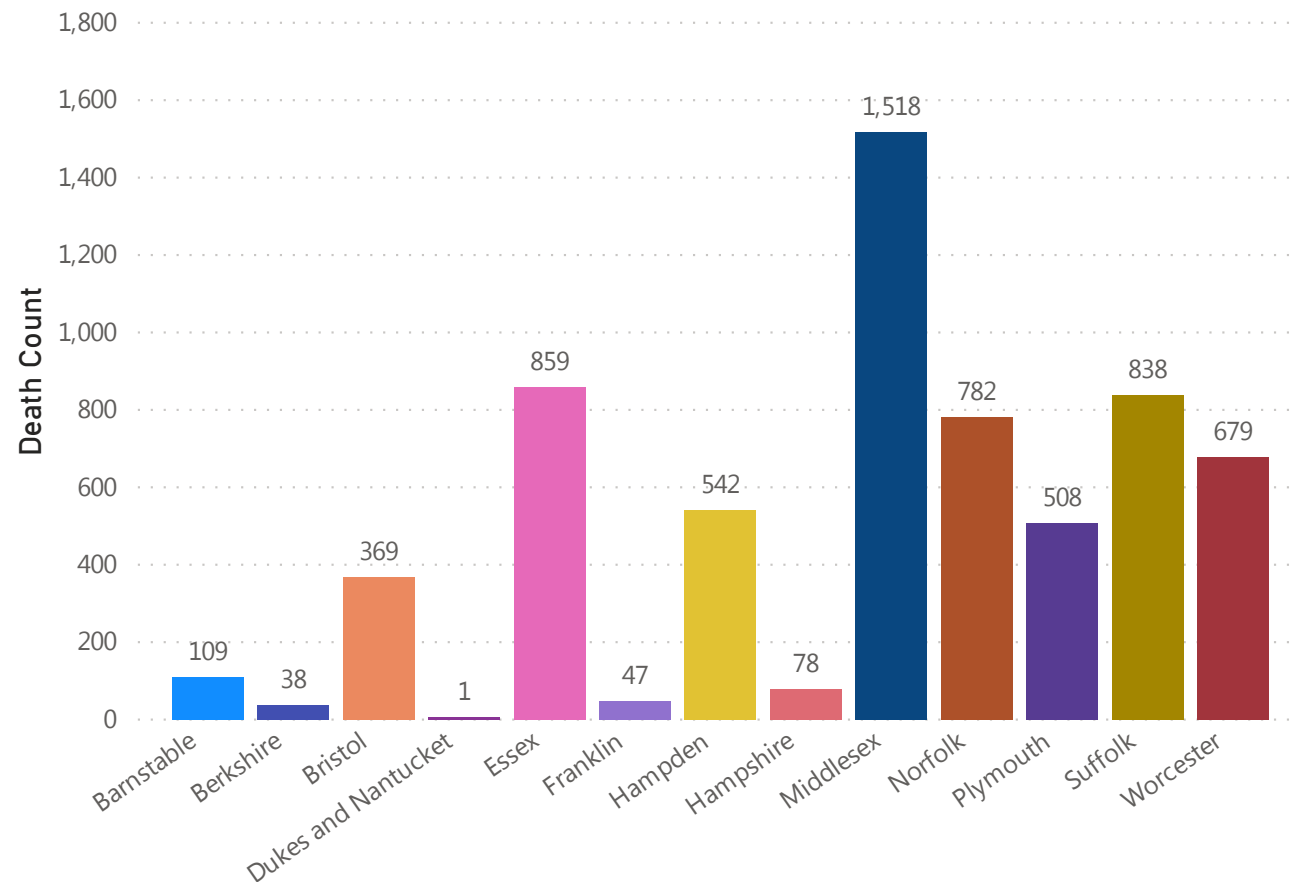
Data Sources: COVID-19 Data provided by the Bureau of Infectious Disease and Laboratory Sciences and the Registry of Vital Records and Statistics; Population Estimates 2011-2018: Small Area Population Estimates 2011-2020, version 2018; Tables and Figures created by the Office of Population Health.

Note: all data are cumulative and current as of 10:00am on the date at the top of the page

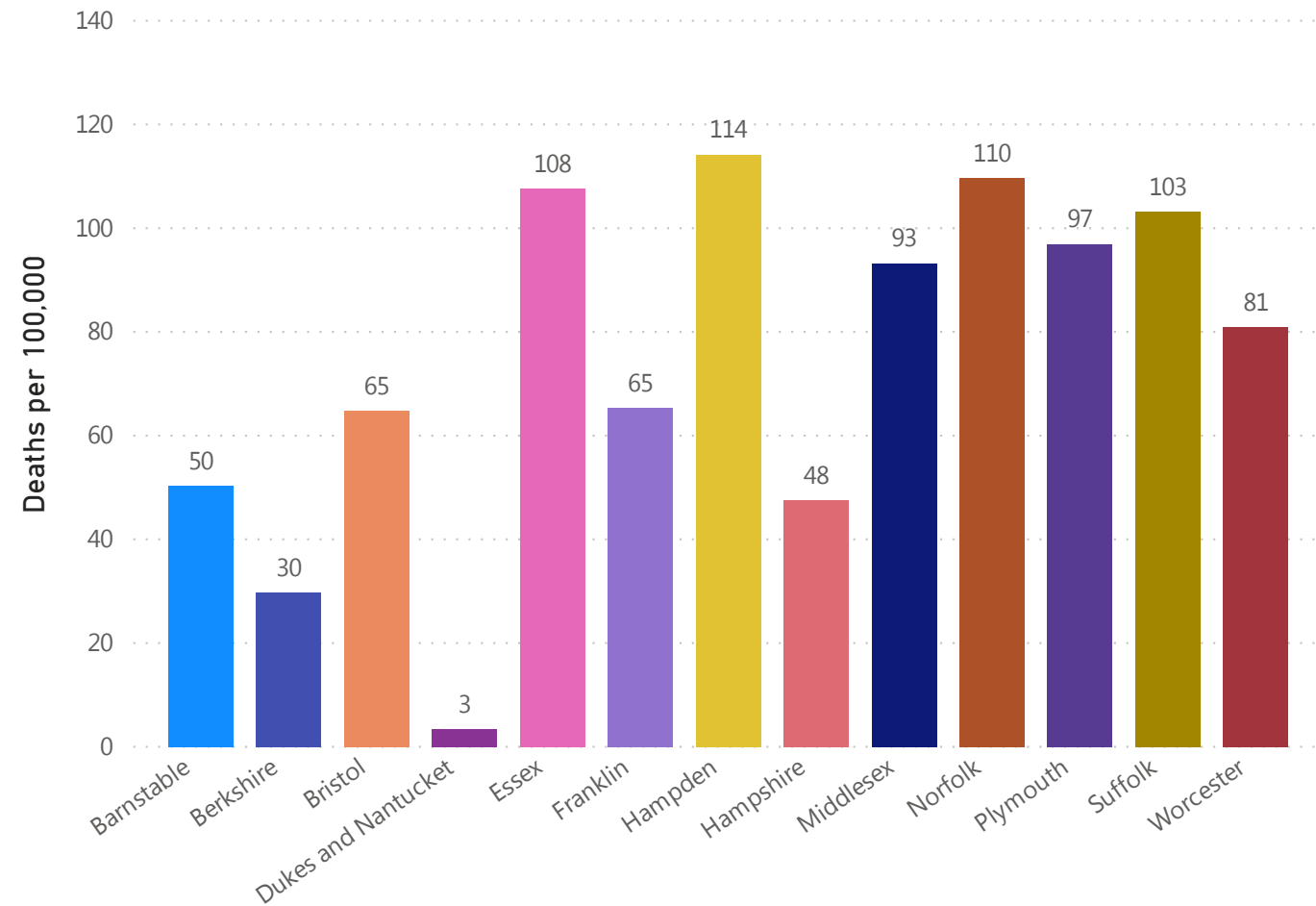


Deaths and Death Rate by County

Count of Deaths in Confirmed COVID-19 Cases by County



Rate (per 100,000) of COVID-19 Deaths by County



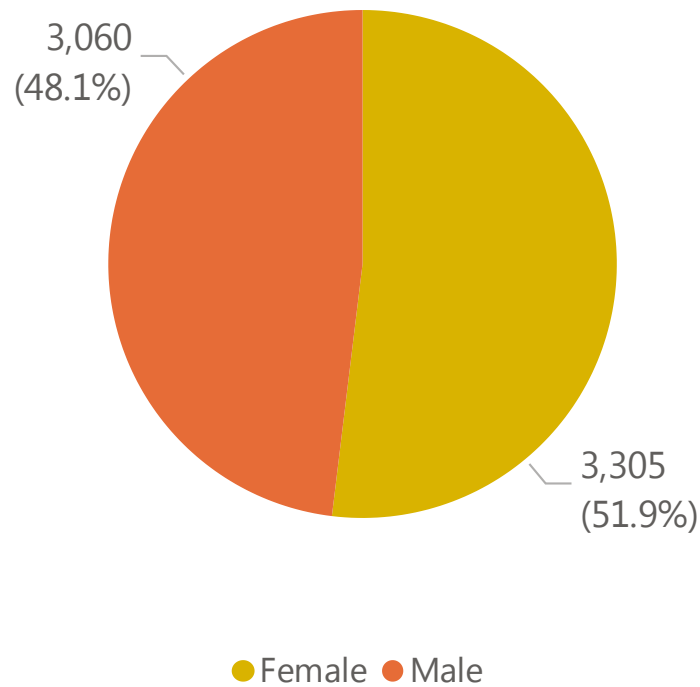
Data Sources: COVID-19 Data provided by the Bureau of Infectious Disease and Laboratory Sciences; County Population Estimates 2011-2018: Small Area Population Estimates 2011-2020, version 2018, Massachusetts Department of Public Health, Bureau of Environmental Health; Tables and Figures created by the Office of Population Health.

Note: all data are cumulative and current as of 10:00am on the date at the top of the page

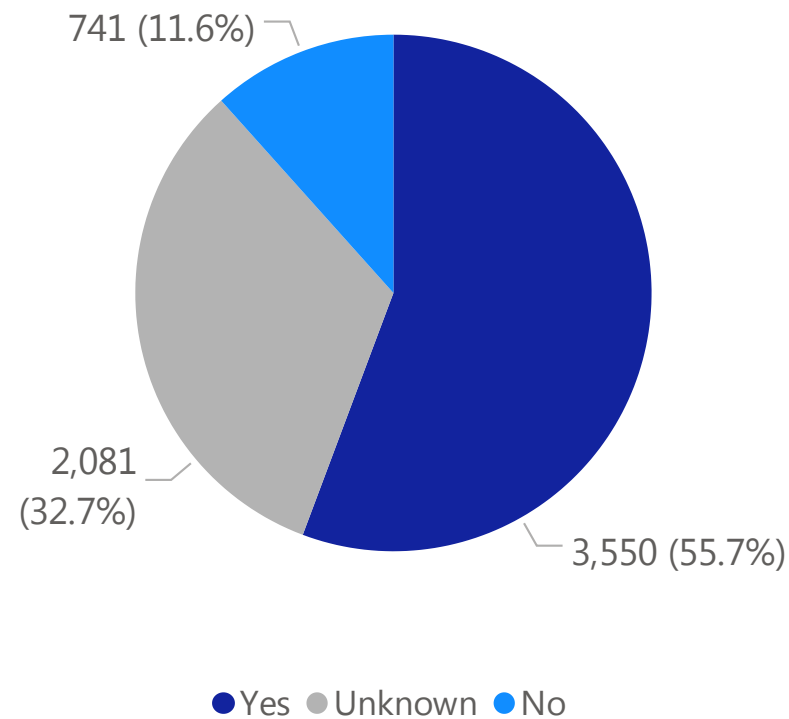


Deaths by Sex, Previous Hospitalization, & Underlying Conditions

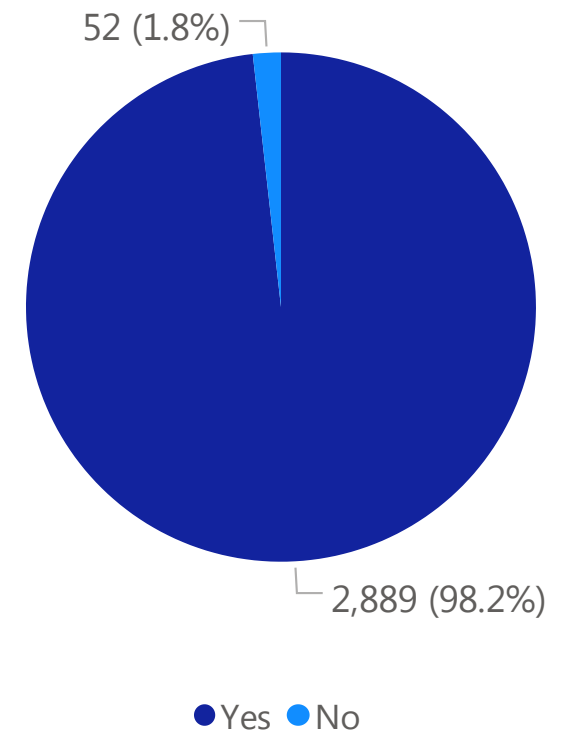
Deaths by Sex+



Deaths with a Previous Hospitalization*



Deaths** with Underlying Conditions





Massachusetts Department of Public Health COVID-19 Dashboard - Sunday, May 24, 2020

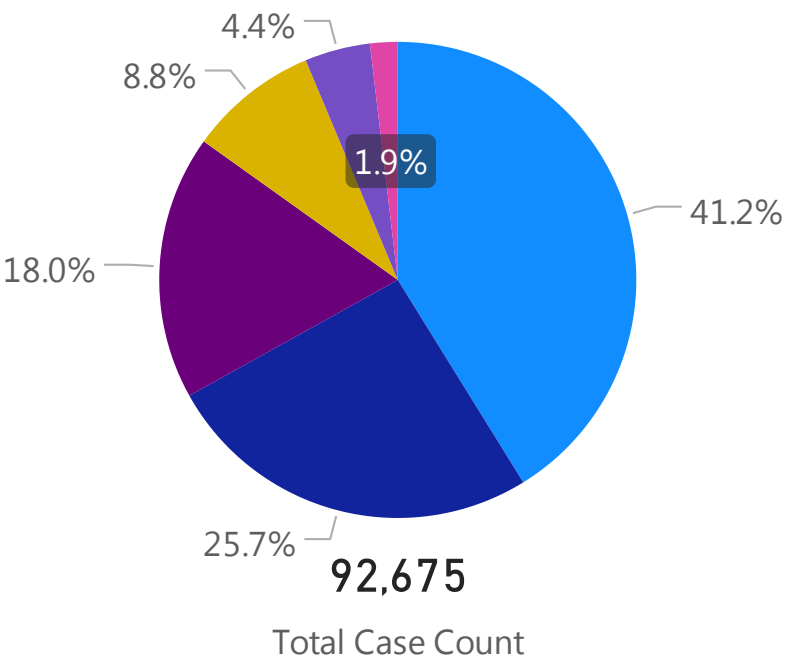
Cases, Hospitalizations, & Deaths by Race/Ethnicity

The following caveats apply to these data:

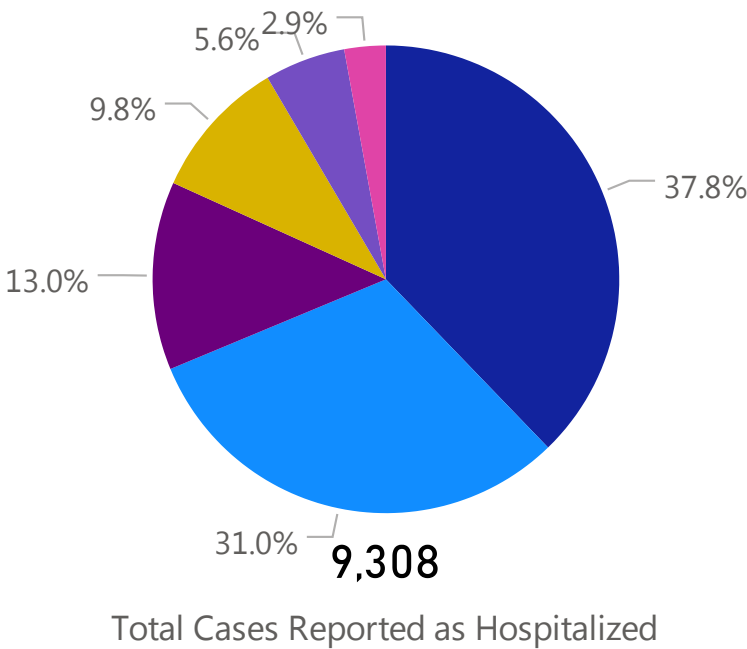
1. Information on race and ethnicity is collected and reported by laboratories, healthcare providers and local boards of health and may or may not reflect self-report by the individual case.
2. If no information is provided by any reporter on a case's race or ethnicity, DPH classifies it as missing.
3. A classification of unknown indicates the reporter did not know the race and ethnicity of the individual, the individual refused to provide information, or that the originating system does not capture the information.
4. Other indicates multiple races or that the originating system does not capture the information.

Note: COVID-19 testing is currently conducted by dozens of private labs, hospitals, and other partners and the Department of Public Health is working with these organizations and to improve data reporting by race and ethnicity, to better understand where, and on whom, the burden of illness is falling so the Commonwealth can respond more effectively. On 4/8, the Commissioner of Public Health issued an Order related to collecting complete demographic information for all confirmed and suspected COVID-19 patients.

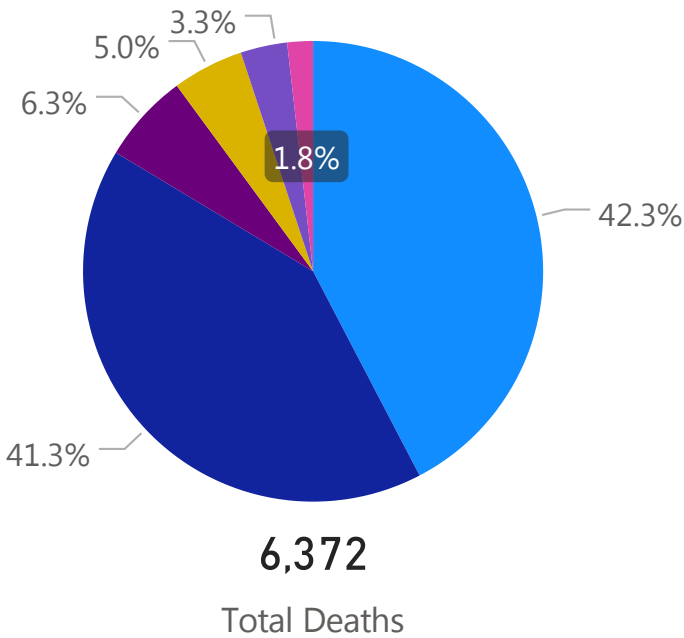
Cases by Race/Ethnicity



Cases Reported as Hospitalized* by Race/Ethnicity



Deaths by Race/Ethnicity



● Hispanic ● Non-Hispanic Asian ● Non-Hispanic Black/African American ● Non-Hispanic Other ● Non-Hispanic White ● Unknown/Missing

Data Sources: COVID-19 Data provided by the Bureau of Infectious Disease and Laboratory Sciences and the Registry of Vital Records and Statistics; Demographic data on hospitalized patients collected retrospectively; analysis does not include all hospitalized patients and may not add up to data totals from hospital survey; Tables and Figures created by the Office of Population Health.

Note: all data are cumulative and current as of 10:00am on the date at the top of the page; *Hospitalization refers to status at any point in time, not necessarily the current status of the patient/demographic data on hospitalized patients collected retrospectively; analysis does not include all hospitalized patients and may not add up to data totals from hospital surveys



COVID-19 Cases in Long-Term Care (LTC) Facilities

Residents/Healthcare
Workers of Long-Term Care
Facilities with COVID-19

19,602

Long-Term Care Facilities
Reporting At Least One Case
of COVID-19

345

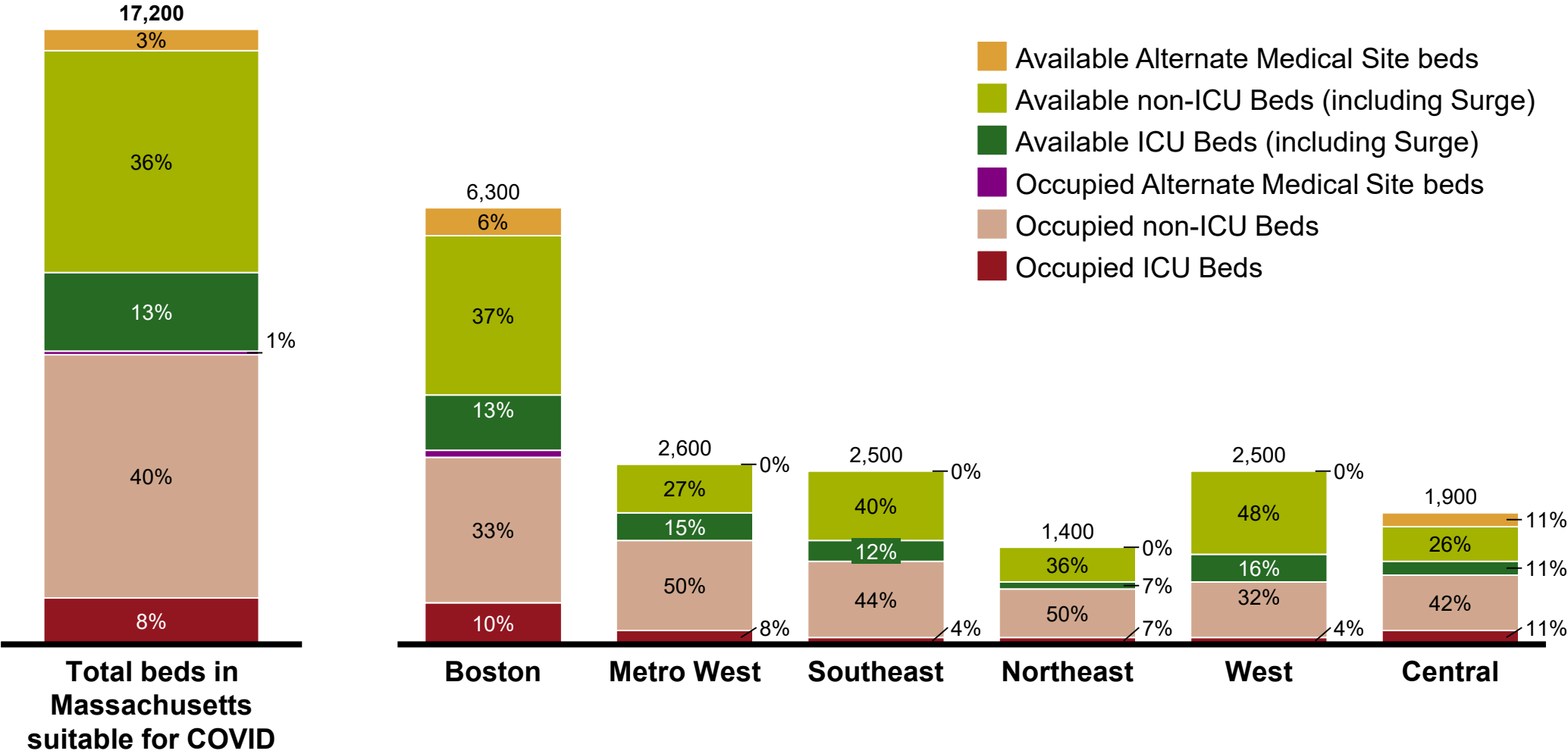
COVID-19 Deaths Reported
in Long-Term Care Facilities

3,890



Total Hospital Capacity by Region

Data collected as of 5/21/2020 5:00pm



Occupancy/ availability as reported by hospitals to DPH.

Regions shown represent EOHHS Regions. Note that total bed estimates may change day-to-day due to hospitals updating surge planning. This data includes 4,600 unstaffed surge beds. Available AMS beds may change over time



COVID Patient Census by Hospital (1/2)

Data collected as of 5/23/2020 5:00pm

Hospital Name	Hospital county and zip code	Hospitalized Total COVID patients - suspected and confirmed (including ICU)	Hospitalized COVID Patients in ICU - suspected and confirmed
Addison Gilbert Hospital	Essex - 01930	0	0
Anna Jaques Hospital	Essex - 01950	7	3
Athol Memorial Hospital	Worcester - 01331	0	0
Baystate Franklin Medical Center	Franklin - 01301	7	0
Baystate Medical Center	Hampden - 01199	69	18
Baystate Noble Hospital	Hampden - 01085	2	0
Baystate Wing Hospital	Hampden - 01069	7	0
Berkshire Medical Center	Berkshire - 01201	4	0
Beth Israel Deaconess Hospital - Milton	Norfolk - 02186	20	2
Beth Israel Deaconess Hospital - Needham	Norfolk - 02492	12	5
Beth Israel Deaconess Hospital - Plymouth	Plymouth - 02360	49	5
Beth Israel Deaconess Medical Center	Suffolk - 02215	134	54
Beverly Hospital	Essex - 01915	44	8
Boston Childrens Hospital*	Suffolk - 02115	9	3
Boston Medical Center	Suffolk - 02118	95	30
Brigham and Womens - Faulkner	Suffolk - 02130	31	1
Brigham and Womens Hospital	Suffolk - 02115	98	32
Brockton Hospital	Plymouth - 02302	31	9
Cambridge Hospital	Middlesex - 02139	31	8
Cape Cod Hospital	Barnstable - 02601	12	5
Carney Hospital	Suffolk - 02124	42	9
Clinton Hospital	Worcester - 01510	1	0
Cooley Dickinson Hospital	Hampshire - 01060	12	5
Dana Farber Cancer Institute*	Suffolk - 02215	0	0
Emerson Hospital	Middlesex - 01742	26	2
Fairview Hospital	Berkshire - 01230	0	0
Falmouth Hospital	Barnstable - 02540	9	2
Good Samaritan Medical Center	Plymouth - 02301	56	6
Harrington Hospital	Worcester - 01550	5	3
Health Alliance-Leominster	Worcester - 01453	22	5
Heywood Hospital	Worcester - 01440	10	2
Holy Family Hospital	Essex - 01844	22	5
Holyoke Hospital	Hampden - 01040	13	3
Lahey Hospital Burlington	Middlesex - 01805	74	18

Occupancy/ availability as reported by hospitals to DPH.

*Specialty hospital data may be delayed and patient composition may vary.



COVID Patient Census by Hospital (2/2)

Data collected as of 5/23/2020 5:00pm

Hospital Name	Hospital county and zip code	Hospitalized Total COVID patients - suspected and confirmed (including ICU)	Hospitalized COVID Patients in ICU - suspected and confirmed
Lahey Hospital Peabody	Essex - 01960	0	0
Lawrence General Hospital	Essex - 01841	46	10
Lowell General Hospital	Middlesex - 01854	51	11
Marlborough Hospital	Middlesex - 01752	27	5
Marthas Vineyard Hospital	Dukes - 02557	0	0
Massachusetts Eye and Ear Infirmary*	Suffolk - 02114	6	0
Massachusetts General Hospital	Suffolk - 02114	211	69
Melrose Wakefield Hospital	Middlesex - 02176	27	7
Mercy Medical Center	Hampden - 01104	17	8
Merrimack Valley Hospital	Essex - 01830	0	0
MetroWest Medical Center Framingham	Middlesex - 01702	47	9
MetroWest Medical Center Natick	Middlesex - 01760	15	3
Milford Regional Medical Center	Worcester - 01757	19	3
Morton Hospital	Bristol - 02780	29	5
Mount Auburn Hospital	Middlesex - 02138	39	13
Nantucket Cottage Hospital	Nantucket - 02554	0	0
Nashoba Valley Medical Center	Middlesex - 01432	0	0
New England Baptist Hospital	Suffolk - 02120	0	0
Newton-Wellesley Hospital	Middlesex - 02462	67	9
North Shore Medical Center Salem	Essex - 01970	85	15
Norwood Hospital	Norfolk - 02062	20	5
Saint Vincent Hospital	Worcester - 01608	55	12
Saints Memorial Medical Center	Middlesex - 01852	0	0
South Shore Hospital	Norfolk - 02190	62	10
Southcoast Charlton Memorial Hospital	Bristol - 02720	51	12
St Annes Hospital	Bristol - 02721	0	0
St Elizabeths Medical Center	Suffolk - 02135	19	4
St Lukes Hospital	Bristol - 02740	45	10
Sturdy Memorial Hospital	Bristol - 02703	22	4
Tobey Hospital	Plymouth - 02571	15	2
Tufts Medical Center	Suffolk - 02111	63	30
UMass Memorial-Memorial Campus	Worcester - 01605	61	12
UMass Memorial-University Campus	Worcester - 01655	90	45
Winchester Hospital	Middlesex - 01890	26	2

Occupancy/ availability as reported by hospitals to DPH.

*Specialty hospital data may be delayed and patient composition may vary.



Massachusetts Department of Public Health COVID-19 Dashboard – Sunday, May 24, 2020

Nursing Homes, Rest Homes, and Skilled Nursing Facilities With 2+ Known COVID Cases (1/6)

Data collected as of 5/22/2020

Facility	County	Total Licensed Beds	Number of confirmed cases ¹
16 Acres Healthcare Center	Hampden County	120	>30
Aberjona Nursing Center	Middlesex County	123	>30
Academy Manor	Essex County	174	>30
Advinia Care	Essex County	123	>30
Advinia Care at Wilmington	Middlesex County	142	>30
Advocate Health Care	Suffolk County	190	>30
Agawam Health Care	Hampden County	176	>30
Alden Court Nursing Care & Rehab	Bristol County	142	10-30
Alliance Health at Abbott	Essex County	55	10-30
Alliance Health at Baldwinville	Worcester County	94	>30
Alliance Health at Braintree	Norfolk County	101	>30
Alliance Health at Devereux	Essex County	64	>30
Alliance Health at Marina Bay	Norfolk County	167	>30
Alliance Health at Rosewood	Essex County	135	>30
Alliance Health at West Acres	Plymouth County	130	>30
Apple Valley Center	Middlesex County	123	10-30
Armenian Nursing & Rehab Center	Suffolk County	83	>30
Attleboro Health Care	Bristol County	120	>30
Baker-Katz Skilled Nursing and Rehab	Essex County	77	>30
Bay Path	Plymouth County	120	10-30
Baypointe Rehab Center	Plymouth County	169	>30
Bear Hill Rehabilitation and Nursing Center	Middlesex County	169	>30
Bear Mountain Healthcare at Andover	Essex County	135	>30
Bear Mountain Healthcare at Reading	Middlesex County	123	>30
Bear Mountain Healthcare at Sudbury	Middlesex County	142	>30
Bear Mountain Healthcare at West Springfield	Hampden County	168	>30
Bear Mountain Healthcare at Worcester	Worcester County	173	>30
Beaumont Rehab & Skilled Nursing Center - Natick	Middlesex County	53	>30
Beaumont Rehabilitation and Skilled Nursing Center - Northborough	Worcester County	96	>30
Beaumont Rehabilitation and Skilled Nursing Center - Northbridge	Worcester County	154	>30

Facility	County	Total Licensed Beds	Number of confirmed cases ¹
Beaumont Rehabilitation and Skilled Nursing Center - Westborough	Worcester County	152	>30
Beaumont at University Campus	Worcester County	164	10-30
Belmont Manor Nursing Home	Middlesex County	156	>30
Belvidere Health Center	Middlesex County	115	>30
Benchmark SNR Living at the Commons	Middlesex County	81	10-30
Benjamin Healthcare Center	Suffolk County	205	>30
Bethany Skilled Nursing Facility	Middlesex County	169	>30
Blair House of Milford	Worcester County	73	>30
Blaire House at Tewksbury	Middlesex County	131	>30
Blaire House of Worcester	Worcester County	75	10-30
Blue Hills Health and Rehab Stoughton	Norfolk County	92	>30
Blueberry Hill Rehabilitation and Healthcare Center	Essex County	132	>30
Bostonian Nursing and Rehab	Suffolk County	121	<10
Bourne Manor Extended Care Facility	Barnstable County	142	<10
Braintree Manor HealthCare	Norfolk County	177	>30
Brandon Woods Dartmouth	Bristol County	118	>30
Briarwood Rehabilitation & Healthcare Center	Norfolk County	120	>30
Brighton House Rehabilitation & Nursing Center	Suffolk County	78	>30
Brockton Health Center	Plymouth County	123	>30
Brush Hill Care Center	Norfolk County	160	>30
Buckley-Greenfield Healthcare Center	Franklin County	120	>30
Cambridge Rehab & Nursing Center	Middlesex County	83	>30
Campion Health & Wellness, Inc.	Middlesex County	70	10-30
Cape Heritage Rehab and Health Care Center	Barnstable County	123	<10
Cape Regency Rehabilitation & Health Care Center	Barnstable County	120	>30
Cardigan Nursing & Rehab Center	Plymouth County	65	<10
Care One at New Bedford	Bristol County	154	<10
CareOne at Brookline	Norfolk County	120	>30
CareOne at Concord	Middlesex County	135	>30
CareOne at Essex Park	Essex County	202	>30

1. Staff and residents

Note: This list includes Nursing Homes, Rest Homes, and Skilled Nursing Facilities with at least 2 reported COVID-19 cases to date (staff and residents).

Assisted living residences are not currently included. The number of cases for a facility relies on the amount of testing conducted; facilities not included on this list may have COVID-19 cases that have not yet been identified.

Some facilities have tested some or all residents only; some have also tested staff. A low number of cases may reflect that not all residents and staff have not been tested, not necessarily low prevalence

Source: MAVEN



Massachusetts Department of Public Health COVID-19 Dashboard – Sunday, May 24, 2020

Nursing Homes, Rest Homes, and Skilled Nursing Facilities With 2+ Known COVID Cases (2/6)

Data collected as of 5/22/2020

Total
Licensed
Beds

Number of
confirmed
cases¹

Facility	County	Total Licensed Beds	Number of confirmed cases ¹
CareOne at Holyoke	Hampden County	164	>30
CareOne at Lexington	Middlesex County	211	>30
CareOne at Lowell	Middlesex County	160	>30
CareOne at Millbury	Worcester County	154	>30
CareOne at Newton	Middlesex County	202	>30
CareOne at Northampton	Hampshire County	125	>30
CareOne at Peabody	Essex County	150	>30
CareOne at Randolph	Norfolk County	168	>30
CareOne at Redstone	Hampden County	254	>30
CareOne at Weymouth	Norfolk County	154	>30
CareOne at Wilmington	Middlesex County	132	>30
Carleton-Willard Village	Middlesex County	179	10-30
Carlyle House	Middlesex County	55	>30
Carvalho Grove Health and Rehab Center	Bristol County	112	<10
Casa de Ramana Rehabilitation Center	Middlesex County	124	>30
Catholic Memorial Home	Bristol County	300	<10
Cedar View Rehabilitation and Healthcare Center	Essex County	106	>30
Center for Extended Care at Amherst	Hampshire County	134	>30
Chapin Center	Hampden County	160	>30
Charlene Manor & Extended Care Facility	Franklin County	123	10-30
Chestnut Woods Rehab	Essex County	88	>30
Chetwynde Healthcare	Middlesex County	75	>30
Chicopee Rehab and Nursing Center	Hampden County	68	<10
Christopher House of Worcester	Worcester County	156	>30
Clifton Rehab and Nursing Center	Bristol County	142	<10
Coleman House	Worcester County	22	>30
Colony Center for Health & Rehabilitation	Plymouth County	92	>30
Commons Residence at Orchard Cove	Norfolk County	45	>30
Copley at Stoughton	Norfolk County	123	10-30
Country Gardens Health and Rehab	Bristol County	86	<10

Total
Licensed
Beds

Number of
confirmed
cases¹

Facility	County	Total Licensed Beds	Number of confirmed cases ¹
Countryside Health Care of Milford	Worcester County	109	10-30
Courtyard Nursing Care Center	Middlesex County	224	>30
D'Youville Senior Care	Middlesex County	208	>30
Day Brook Village Senior Living	Hampden County	92	>30
Dedham Healthcare	Norfolk County	145	>30
Den-Mar Health and Rehab Center	Essex County	76	>30
Dexter House Healthcare	Middlesex County	130	10-30
Dwyer Home	Norfolk County	50	<10
East Longmeadow Skilled Nursing Center	Hampden County	119	>30
Eastpointe Rehabilitation	Suffolk County	195	>30
Elaine Center at Hadley	Hampshire County	154	10-30
Eliot Center for Health and Rehab	Middlesex County	114	>30
Elizabeth Seton Residence	Norfolk County	84	>30
Elmhurst Healthcare	Middlesex County	45	10-30
Fairhaven Healthcare Center of Lowell	Middlesex County	169	>30
Fairview Commons Nursing & Rehabilitation	Berkshire County	146	<10
Fall River Healthcare	Bristol County	176	>30
Fitchburg HealthCare	Worcester County	160	>30
Garden Place Health Care	Bristol County	133	>30
German Centre for Extended Care	Suffolk County	133	>30
Glen Ridge Nursing Care Center	Middlesex County	164	>30
Gloucester HealthCare	Essex County	101	>30
Governor's Center	Hampden County	100	>30
Greenwood Nursing and Rehab Center	Middlesex County	36	10-30
Hancock Park Rehabilitation & Nursing Center	Norfolk County	142	>30
Hannah Duston Healthcare Center	Essex County	128	10-30
Harbor House Nursing & Rehab Center	Plymouth County	142	>30
Hathaway Manor Extended Care	Bristol County	142	>30
Hathorne Hill	Essex County	120	10-30
Heathwood Healthcare	Middlesex County	73	>30

1. Staff and residents

Note: This list includes Nursing Homes, Rest Homes, and Skilled Nursing Facilities with at least 2 reported COVID-19 cases to date (staff and residents).

Assisted living residences are not currently included. The number of cases for a facility relies on the amount of testing conducted; facilities not included on this list may have COVID-19 cases that have not yet been identified.

Some facilities have tested some or all residents only; some have also tested staff. A low number of cases may reflect that not all residents and staff have not been tested, not necessarily low prevalence

Source: MAVEN



Massachusetts Department of Public Health COVID-19 Dashboard – Sunday, May 24, 2020

Nursing Homes, Rest Homes, and Skilled Nursing Facilities With 2+ Known COVID Cases (3/6)

Data collected as of 5/22/2020

Facility	County	Total Licensed Beds	Number of confirmed cases ¹
Hellenic Nursing & Rehab Center	Norfolk County	154	>30
Heritage Hall East	Hampden County	123	>30
Heritage Hall North	Hampden County	124	10-30
Heritage Hall South	Hampden County	122	10-30
Heritage Hall West	Hampden County	164	>30
Hermitage Healthcare	Worcester County	101	10-30
Highview of Northampton	Hampshire County	120	>30
Holden Rehabilitation & Nursing Center	Worcester County	123	<10
Holy Trinity Nursing and Rehabilitation Center	Worcester County	113	>30
Hunt Nursing and Rehab Center	Essex County	120	>30
JML Care Center Falmouth	Barnstable County	132	<10
Jeanne Jugan Residence - Little Sisters of the Poor	Middlesex County	84	10-30
Jeffrey and Susan Brudnick Center for Living	Essex County	180	>30
Jesmond Nursing Home	Essex County	57	10-30
Jewish Healthcare Center - Worcester	Worcester County	141	>30
John Adams Healthcare Center	Norfolk County	71	<10
John Scott House Nursing & Rehab	Norfolk County	138	>30
Julian J Levitt Family Nursing Home	Hampden County	200	>30
Katzman Family Center For Living	Suffolk County	120	>30
Keystone Center	Worcester County	106	<10
Knollwood Nursing Center	Worcester County	82	<10
Lafayette Rehab & Skilled Nursing	Essex County	65	>30
Lanessa Extended Care	Worcester County	96	<10
Laurel Ridge Rehab and Skilled Care Center	Suffolk County	120	10-30
Ledgewood Skilled Nursing and Rehabilitation Center	Essex County	123	>30
Leonard Florence Center for Living	Suffolk County	100	10-30
Liberty Commons	Barnstable County	132	<10
Life Care Center of Acton	Middlesex County	155	>30
Life Care Center of Attleboro	Bristol County	123	>30
Life Care Center of Leominster	Worcester County	133	>30

Facility	County	Total Licensed Beds	Number of confirmed cases ¹
Life Care Center of Merrimack Valley	Middlesex County	124	>30
Life Care Center of Plymouth	Plymouth County	150	>30
Life Care Center of Raynham	Bristol County	154	>30
Life Care Center of Stoneham	Middlesex County	94	>30
Life Care Center of Wilbraham	Hampden County	123	>30
Life Care Center of the North Shore	Essex County	123	>30
Life Care Center of the South Shore	Plymouth County	117	>30
LifeCare Center of Auburn	Worcester County	154	>30
LifeCare Center of West Bridgewater	Plymouth County	150	>30
Lifecare Center of Nashoba Valley	Middlesex County	120	>30
Lighthouse Nursing Care Center	Suffolk County	123	>30
Linden Ponds	Plymouth County	132	10-30
Longmeadow of Taunton	Bristol County	100	>30
Loomis Lakeside at Reeds Landing	Hampden County	42	10-30
Lutheran Rehabilitation and Skilled Care Center	Worcester County	150	>30
Lydia Taft House	Worcester County	53	<10
MI Nursing and Restorative Center	Essex County	250	>30
Madonna Mannor Nursing Home	Bristol County	129	>30
Maples Rehab & Nursing Center	Norfolk County	144	>30
Maplewood Rehab and Nursing	Essex County	120	<10
Marian Manor	Suffolk County	355	>30
Marion Manor of Taunton	Bristol County	116	10-30
Marist Hill Nursing & Rehabilitation Center	Middlesex County	123	>30
Marlborough Hills Rehab & Healthcare Center	Middlesex County	196	>30
Mary Ann Morse Nursing & Rehab Center	Middlesex County	124	>30
Mary's Meadow at Providence Place	Hampden County	40	<10
Masconomet Healthcare Center	Essex County	123	>30
Mattapan Health and Rehab	Suffolk County	85	10-30
Mayflower Place Nursing and Rehab West Yarmouth	Barnstable County	72	<10
Meadow Green Rehabilitation and Nursing Cente	Middlesex County	123	>30

1. Staff and residents

Note: This list includes Nursing Homes, Rest Homes, and Skilled Nursing Facilities with at least 2 reported COVID-19 cases to date (staff and residents).

Assisted living residences are not currently included. The number of cases for a facility relies on the amount of testing conducted; facilities not included on this list may have COVID-19 cases that have not yet been identified.

Some facilities have tested some or all residents only; some have also tested staff. A low number of cases may reflect that not all residents and staff have not been tested, not necessarily low prevalence

Source: MAVEN



Massachusetts Department of Public Health COVID-19 Dashboard – Sunday, May 24, 2020

Nursing Homes, Rest Homes, and Skilled Nursing Facilities With 2+ Known COVID Cases (4/6)

Data collected as of 5/22/2020

Facility	County	Total Licensed Beds	Number of confirmed cases ¹
Medford Rehabilitation & Nursing Center	Middlesex County	142	>30
Medway Country Manor Skilled Nursing & Rehab	Norfolk County	123	>30
Melrose Healthcare	Middlesex County	106	>30
Merrimack Valley Health Center	Essex County	203	>30
Milford Center	Worcester County	135	>30
Mont Marie Rehabilitation & Healthcare Center	Hampden County	84	10-30
Mt. St. Vincent Nursing Home	Hampden County	125	>30
Nemasket Healthcare Center	Plymouth County	102	>30
Neville Center	Middlesex County	112	>30
Nevins Nursing & Rehab Center	Essex County	153	>30
New England Homes for the Deaf, Inc	Essex County	81	>30
NewBridge on the Charles	Norfolk County	48	>30
Newfield House Convalescent Home	Plymouth County	100	10-30
North End Rehab and Healthcare	Suffolk County	100	<10
Northwood Rehabilitation and Healthcare Center	Middlesex County	123	>30
Norwood Healthcare	Norfolk County	170	>30
Notre Dame Long Term Care Center	Worcester County	123	>30
Oak Knoll Nursing Home	Middlesex County	123	>30
Oakhill Healthcare	Plymouth County	123	>30
Oaks Nursing Home	Bristol County	122	<10
Odd Fellows Home of Worcester	Worcester County	100	>30
Our Lady's Haven Skilled Nursing & Rehabilitative Care	Bristol County	117	>30
Oxford Rehab & Healthcare	Essex County	120	>30
Palm Skilled Nursing Center	Middlesex County	124	>30
Park Avenue Health Center	Middlesex County	89	>30
Park Place Nursing & Rehabilitation Center	Suffolk County	53	10-30
Parkway Health & Rehabilitation Center	Suffolk County	141	>30
Parsons Hill Rehab and Health Care Center	Worcester County	162	>30
Penacook Place	Essex County	160	>30
Phillips Manor Nursing Home	Essex County	29	10-30

Facility	County	Total Licensed Beds	Number of confirmed cases ¹
Pilgrim Rehabilitation and Skilled Nursing Facility	Essex County	152	>30
Pine Knoll Nursing	Middlesex County	81	>30
Pleasant Bay Nursing	Barnstable County	135	>30
Pleasant Street Rest Home	Bristol County	60	10-30
Plymouth Harborside Healthcare	Plymouth County	101	10-30
Poet's Seat	Franklin County	63	10-30
Pope Nursing home	Norfolk County	49	>30
Port Healthcare Center	Essex County	123	<10
Prescott House	Essex County	126	10-30
Presentation Rehabilitation & Skilled Care Center	Suffolk County	122	>30
Queen Anne Nursing Home	Plymouth County	106	>30
Quincy Health & Rehabilitation Center	Norfolk County	126	>30
Recuperative Services Unit - Hebrew Rehabilitation Center	Suffolk County	50	>30
Rehabilitation and Nursing Center at Everett	Middlesex County	183	>30
Renaissance Manor	Hampden County	61	<10
Reservoir Center for Health & Rehab	Middlesex County	144	>30
Revolution Charlwell	Norfolk County	124	>30
Revolution Kimwell	Bristol County	124	>30
River Terrace Rehab and Healthcare Center	Worcester County	82	>30
Riverbend of South Natick	Middlesex County	55	<10
Rivercrest Long Term Care	Middlesex County	42	>30
Royal Braintree Nursing and Rehab	Norfolk County	204	>30
Royal Cape Cod Nursing Center	Barnstable County	99	>30
Royal Meadow View Center	Middlesex County	113	>30
Royal Megansett Nursing Home	Barnstable County	90	<10
Royal Norwell Nursing and Rehabilitation	Plymouth County	86	>30
Royal Nursing, LLC	Barnstable County	121	10-30
Royal Wood Mill Center	Essex County	94	>30
Royal at Wayland Nursing and Rehab Center	Middlesex County	40	>30
Royal of Fairhaven Nursing Home	Bristol County	107	<10

1. Staff and residents

Note: This list includes Nursing Homes, Rest Homes, and Skilled Nursing Facilities with at least 2 reported COVID-19 cases to date (staff and residents).

Assisted living residences are not currently included. The number of cases for a facility relies on the amount of testing conducted; facilities not included on this list may have COVID-19 cases that have not yet been identified.

Some facilities have tested some or all residents only; some have also tested staff. A low number of cases may reflect that not all residents and staff have not been tested, not necessarily low prevalence

Source: MAVEN



Massachusetts Department of Public Health COVID-19 Dashboard – Sunday, May 24, 2020

Nursing Homes, Rest Homes, and Skilled Nursing Facilities With 2+ Known COVID Cases (5/6)

Data collected as of 5/22/2020

Facility	County	Total Licensed Beds	Number of confirmed cases ¹
Sachem Center for Health & Rehabilitation	Plymouth County	111	>30
Sacred Heart Nursing Home	Bristol County	217	>30
Sancta Maria Nursing Facility	Middlesex County	141	>30
Sarah Brayton Nursing Center	Bristol County	183	>30
Saugus Rehab and Nursing	Essex County	80	>30
Seacoast Nursing and Rehab Center	Essex County	142	<10
Serenity Hill Nursing Home	Norfolk County	44	10-30
Seven Hills At Groton	Middlesex County	83	<10
Sherrill House	Suffolk County	196	>30
Shrewsbury Nursing & Rehab Center	Worcester County	99	10-30
Sippican Health Care Center	Plymouth County	123	<10
Skilled Nursing Facility at North Hill	Norfolk County	72	>30
Soldiers' Home Chelsea	Suffolk County	88	>30
Soldiers' Home in Holyoke	Hampden County	247	>30
Somerset Ridge Center	Bristol County	135	10-30
South Dennis Healthcare Center	Barnstable County	128	>30
South Shore Rehabilitation	Plymouth County	96	>30
Southbridge Rehabilitation and Health Center	Worcester County	144	>30
Southeast Health Care Center	Bristol County	171	>30
Southpointe Rehab Center	Bristol County	152	>30
Southwood at Norwell Nursing	Plymouth County	142	10-30
Spaulding Nursing & Therapy Center - Brighton	Suffolk County	123	10-30
St. Camillus Health Center	Worcester County	123	>30
St. Francis Rehab and Nursing Center	Worcester County	137	>30
St. Joseph Rehabilitation and Nursing	Suffolk County	123	>30
St. Joseph's Manor	Plymouth County	118	>30
St. Mary Health Care Center	Worcester County	172	>30
St. Patrick's Manor	Middlesex County	333	>30
Sterling Village	Worcester County	143	>30
Stone Rehabilitation & Senior Living	Middlesex County	82	>30

Facility	County	Total Licensed Beds	Number of confirmed cases ¹
Stonehedge Rehab	Suffolk County	79	>30
Sudbury Pine Extended Care	Middlesex County	92	>30
Sunny Acres Nursing and Rehab	Middlesex County	93	10-30
Sutton Hill Center	Essex County	142	>30
The Boston Home	Suffolk County	96	<10
The Brentwood Rehabilitation and Healthcare Center	Essex County	159	>30
The Ellis Nursing and Rehabilitation Center	Norfolk County	191	>30
The Guardian Center	Plymouth County	123	>30
The Highlands	Worcester County	168	>30
The Meadows	Essex County	60	10-30
The Meadows of Central Massachusetts	Worcester County	135	>30
The Newton Wellesley Center for Alzheimers Care	Norfolk County	110	>30
The Pavilion	Barnstable County	82	<10
Thomas Upham House	Norfolk County	42	<10
Timberlyn Heights	Berkshire County	71	<10
Town & Country Health Care Center	Middlesex County	80	10-30
Tremont Rehabilitation	Plymouth County	104	>30
Twin Oaks Rehab	Essex County	101	>30
Vero Health & Rehab of South Hadley	Hampshire County	132	>30
Vero Health and Rehab of Hampden	Hampden County	100	10-30
Vero Health and Rehab of Wilbraham	Hampden County	135	>30
Wachusett Manor	Worcester County	96	>30
Wakefield Center	Middlesex County	149	>30
Walpole Healthcare Nursing Home	Norfolk County	90	>30
Wareham Healthcare	Plymouth County	175	<10
Watertown Health Center	Middlesex County	163	>30
Waterview Lodge	Middlesex County	103	>30
Webster Manor Rehabilitation & Health Care Center	Worcester County	135	<10
Webster Park Rehabilitation & Healthcare Center	Plymouth County	110	>30
Wedgemere Healthcare	Bristol County	94	10-30

1. Staff and residents

Note: This list includes Nursing Homes, Rest Homes, and Skilled Nursing Facilities with at least 2 reported COVID-19 cases to date (staff and residents).

Assisted living residences are not currently included. The number of cases for a facility relies on the amount of testing conducted; facilities not included on this list may have COVID-19 cases that have not yet been identified.

Some facilities have tested some or all residents only; some have also tested staff. A low number of cases may reflect that not all residents and staff have not been tested, not necessarily low prevalence

Source: MAVEN



Nursing Homes, Rest Homes, and Skilled Nursing Facilities With 2+ Known COVID Cases (6/6)

Data collected as of 5/22/2020

Facility	County	Total Licensed Beds	Number of confirmed cases ¹
West Newton HealthCare	Middlesex County	123	>30
West Revere Health Center	Suffolk County	119	>30
West Roxbury Health and Rehab Center	Suffolk County	76	>30
West Side House	Worcester County	91	>30
Westborough Healthcare	Worcester County	117	>30
Westfield Center	Hampden County	98	<10
Westford House	Middlesex County	123	>30
Williamstown Commons	Berkshire County	180	>30
Willow Manor	Middlesex County	90	<10
Winchester Nursing Center	Middlesex County	121	10-30
Windsor Nursing & Retirement Home	Barnstable County	120	10-30
Wingate at Chestnut Hill	Norfolk County	135	>30
Wingate at Harwich	Barnstable County	135	>30
Wingate at Haverhill	Essex County	146	>30
Wingate at Needham	Norfolk County	142	>30
Wingate at Sharon	Norfolk County	66	10-30
Wingate at Silver Lake	Plymouth County	164	>30
Wingate at Weston	Middlesex County	160	>30
Woburn Nursing Center, Inc.	Middlesex County	140	>30
Worcester Health Center	Worcester County	160	>30
Worcester Rehabilitation	Worcester County	160	>30

1. Staff and residents

Note: This list includes Nursing Homes, Rest Homes, and Skilled Nursing Facilities with at least 2 reported COVID-19 cases to date (staff and residents).

Assisted living residences are not currently included. The number of cases for a facility relies on the amount of testing conducted; facilities not included on this list may have COVID-19 cases that have not yet been identified.

Some facilities have tested some or all residents only; some have also tested staff. A low number of cases may reflect that not all residents and staff have not been tested, not necessarily low prevalence

Source: MAVEN



Massachusetts Department of Public Health COVID-19 Dashboard – Sunday, May 24, 2020

Assisted Living Residences With 2+ Known COVID Cases (1/4)

Data collected as of 5/22/2020 8:00am

Facility	County	Maximum Capacity	Number of confirmed cases ¹
Adelaide of Newton Centre	Middlesex County	61	<10
All American Assisted Living at Hanson	Plymouth County	96	>30
All American Assisted Living at Raynham	Bristol County	112	<10
All American Assisted Living at Wareham	Plymouth County	112	<10
All American Assisted Living at Wrentham	Norfolk County	122	10-30
Allerton House at Harbor Park	Plymouth County	78	<10
Allerton House at Proprietors Green	Plymouth County	110	<10
Allerton House at The Village at Duxbury	Plymouth County	36	10-30
Armbrook Assisted Living	Hampden County	84	>30
Artis Senior Living of Reading	Middlesex County	64	<10
Atria Fairhaven	Bristol County	91	10-30
Atria Longmeadow Place	Middlesex County	114	10-30
Atria Maplewood Place	Middlesex County	105	<10
Atria Marina Place	Norfolk County	130	<10
Atria Marland Place	Essex County	136	<10
Atria Merrimack Place	Essex County	139	10-30
Atria Woodbriar Place	Barnstable County	149	<10
Atrium at Faxon Woods	Norfolk County	60	10-30
Atrium at Veronica Drive	Essex County	62	10-30
Autumn Glen at Dartmouth	Bristol County	87	<10
Avita of Needham	Norfolk County	70	10-30
Bayberry at Emerald Court	Middlesex County	119	<10
Benchmark Senior Living at Clapboardtree	Norfolk County	115	10-30
Benchmark Senior Living at Forge Hill	Norfolk County	109	<10
Benchmark Senior Living at Robbins Brook	Middlesex County	89	10-30
Benchmark Senior Living at The Commons in Lincoln	Middlesex County	81	<10
Benchmark Senior Living at Woburn	Middlesex County	97	10-30
Bertram House of Swampscott	Essex County	70	<10
Billerica Crossings	Middlesex County	78	10-30
Blaire House at Tewksbury Assisted Living	Middlesex County	35	<10

Facility	County	Maximum Capacity	Number of confirmed cases ¹
Blaire House of Milford	Worcester County	50	<10
Bridges by EPOCH at Andover	Essex County	72	<10
Bridges by EPOCH at Hingham	Plymouth County	54	<10
Bridges by EPOCH at Pembroke	Plymouth County	54	10-30
Bridges by EPOCH at Sudbury	Middlesex County	54	>30
Bridges by EPOCH at Westford	Middlesex County	56	10-30
Bridges by EPOCH at Westwood	Norfolk County	72	<10
Brigham House	Middlesex County	62	<10
Brightview Arlington	Middlesex County	93	10-30
Brightview Canton	Norfolk County	69	<10
Brightview Concord River	Middlesex County	93	<10
Brightview Danvers	Essex County	84	10-30
Brightview of North Andover	Essex County	123	>30
Brightview Wakefield	Middlesex County	117	<10
Broadview	Worcester County	63	10-30
Brookdale Cape Cod	Barnstable County	118	10-30
Brookdale Cushing Park	Middlesex County	116	10-30
Brookdale Eddy Pond East	Worcester County	80	<10
Brookdale Eddy Pond West	Worcester County	111	<10
Brookdale Quincy Bay	Norfolk County	150	<10
Cadbury Commons	Middlesex County	80	>30
Cambridge Homes	Middlesex County	44	<10
Cape Cod Senior Residences at Pocasset	Barnstable County	60	10-30
Carmel Terrace	Middlesex County	76	<10
Carriage House at Lee's Farm	Middlesex County	63	10-30
Chestnut Knoll at Glenmeadow	Hampden County	34	<10
Chestnut Park at Cleveland Circle	Suffolk County	88	10-30
Christopher Heights of Attleboro	Bristol County	81	10-30
Christopher Heights of Belchertown	Hampshire County	95	<10
Christopher Heights of Worcester	Worcester County	80	10-30

1. Staff and residents

Note: This list includes Assisted Living Residences with at least 2 reported COVID-19 cases to date (staff and residents).

The number of cases for a facility relies on the amount of testing conducted; facilities not included on this list may have COVID-19 cases that have not yet been identified.

Some facilities have tested some or all residents only; some have also tested staff. A low number of cases may reflect that not all residents and staff have not been tested, not necessarily low prevalence

Source: Self-reported data from ALRs to Office of Elder Affairs



Massachusetts Department of Public Health COVID-19 Dashboard – Sunday, May 24, 2020

Assisted Living Residences With 2+ Known COVID Cases (2/4)

Data collected as of 5/22/2020 8:00am

Facility	County	Maximum Capacity	Number of confirmed cases ¹
Clifton Assisted Living Community	Bristol County	66	10-30
Cohen Florence Levine Estates	Suffolk County	69	<10
Coleman House	Worcester County	22	10-30
Compass on the Bay	Suffolk County	55	10-30
Concord Park	Middlesex County	86	<10
Connemara Senior Living Campello	Plymouth County	109	<10
Cornerstone at Canton	Norfolk County	92	10-30
Cornerstone at Milford	Worcester County	90	10-30
Country Club Heights	Middlesex County	107	>30
Du Charme Estates Ltd.	Worcester County	18	<10
East Village Place	Hampden County	77	10-30
Elizabeth Calsey House	Essex County	14	<10
Elizabeth Calsey House at Lions Mouth Road	Essex County	26	10-30
Evans Park at Newton Corner	Middlesex County	115	<10
Florence & Chafetz Home for Specialized Care	Suffolk County	36	<10
Forestdale Park Assisted Living	Middlesex County	59	<10
Gabriel House of Fall River	Bristol County	110	<10
Gery & Emil Eisenberg Residence	Worcester County	80	10-30
Glen at Grove Manor	Norfolk County	20	<10
Goddard House	Norfolk County	119	10-30
Golden Pond Assisted Living	Middlesex County	173	>30
Grove Manor Estates	Norfolk County	70	>30
Hampton Suites at Southgate	Worcester County	117	<10
Harbor Point at Centerville	Barnstable County	68	10-30
Harriett and Ralph Kaplan Estates	Essex County	133	10-30
Haverhill Crossings	Essex County	109	10-30
Hearthstone at Choate	Middlesex County	25	10-30
Hearthstone at New Horizons	Middlesex County	45	<10
Heights Crossing	Plymouth County	107	>30
Heritage at Framingham	Middlesex County	102	<10

Facility	County	Maximum Capacity	Number of confirmed cases ¹
Heritage Woods	Hampden County	1115	<10
Herrick House	Essex County	90	10-30
Heywood Wakefield Commons	Worcester County	80	<10
John Bertram House	Essex County	27	<10
Landmark at Longwood	Suffolk County	107	<10
Landmark at Monastery Heights	Hampden County	120	10-30
Landmark at Ocean View	Essex County	91	>30
Laurelwood at The Pinehills	Plymouth County	83	<10
Life Care Center of Stoneham	Middlesex County	18	<10
Loomis Lakeside at Reeds Landing	Hampden County	15	<10
Maplewood at Brewster	Barnstable County	153	<10
Maplewood at Weston	Middlesex County	130	10-30
Marguerite's House	Essex County	106	<10
Mason Wright Assisted Living	Hampden County	99	>30
Methuen Village at Riverwalk Park	Essex County	95	10-30
Neville Place	Middlesex County	73	<10
New Horizons at Choate	Middlesex County	40	<10
New Horizons at Marlborough	Middlesex County	200	<10
New Pond Village	Norfolk County	34	<10
NewBridge on the Charles	Norfolk County	94	<10
Notre Dame du Lac	Worcester County	166	>30
Orchard Hill	Middlesex County	80	10-30
Orchard Valley of Wilbraham	Hampden County	66	<10
Plymouth Crossings	Plymouth County	70	>30
Providence House	Suffolk County	139	>30
Putnam Farm at Danvers	Essex County	84	>30
RiverCourt Residences	Middlesex County	66	10-30
Robbie's Place	Middlesex County	22	<10
Rogerson House	Suffolk County	68	<10
Ruggles Assisted Living	Suffolk County	43	<10

1. Staff and residents

Note: This list includes Assisted Living Residences with at least 2 reported COVID-19 cases to date (staff and residents).

The number of cases for a facility relies on the amount of testing conducted; facilities not included on this list may have COVID-19 cases that have not yet been identified.

Some facilities have tested some or all residents only; some have also tested staff. A low number of cases may reflect that not all residents and staff have not been tested, not necessarily low prevalence

Source: Self-reported data from ALRs to Office of Elder Affairs



Massachusetts Department of Public Health COVID-19 Dashboard – Sunday, May 24, 2020

Assisted Living Residences With 2+ Known COVID Cases (3/4)

Data collected as of 5/22/2020 8:00am

Facility	County	Maximum Capacity	Number of confirmed cases ¹
Ruth's House	Hampden County	82	<10
Scandinavian Living Center	Middlesex County	40	10-30
Seasons of Danvers	Essex County	55	<10
Shrewsbury Crossings	Worcester County	74	<10
Springhouse	Suffolk County	85	10-30
Stafford Hill Assisted Living	Plymouth County	89	10-30
Standish Village at Lower Mills	Suffolk County	108	>30
Stone Hill at Andover	Essex County	109	<10
Stonebridge at Burlington	Middlesex County	119	<10
Sunrise at Gardner Park	Essex County	62	<10
Sunrise of Arlington	Middlesex County	95	>30
Sunrise of Braintree	Norfolk County	79	10-30
Sunrise of Burlington	Middlesex County	126	10-30
Sunrise of Leominster	Worcester County	85	10-30
Sunrise of Lynnfield	Essex County	94	10-30
Sunrise of Norwood	Norfolk County	88	10-30
Sunrise of Wayland	Middlesex County	74	10-30
Sunrise of Weston	Middlesex County	34	<10
Susan Bailis Assisted Living Community	Suffolk County	136	<10
Tatnuck Park at Worcester	Worcester County	83	<10
The Arbors at Stoneham	Middlesex County	89	10-30
The Arbors at Stoughton	Norfolk County	91	>30
The Arbors at Taunton	Bristol County	87	>30
The Arbors at Westfield	Hampden County	90	10-30
The Branches of Framingham	Middlesex County	104	<10
The Branches of Marlboro	Middlesex County	104	10-30
The Branches of North Attleboro	Bristol County	104	<10
The Falls at Cordingly Dam	Middlesex County	93	>30
The Gables at Winchester	Middlesex County	141	<10
The Inn at Silver Lake	Plymouth County	93	10-30

Facility	County	Maximum Capacity	Number of confirmed cases ¹
The Linden at Danvers	Essex County	116	<10
The Linden at Dedham	Norfolk County	113	<10
The Parc at Harbor View Senior Living	Suffolk County	73	<10
The Reserve at East Longmeadow	Hampden County	126	<10
The Residence at Five Corners	Bristol County	90	<10
The Residence at Melrose Station	Middlesex County	92	<10
The Residence at Pearl Street	Middlesex County	89	10-30
The Residence at Valley Farm	Middlesex County	82	10-30
The Residence at Vinnin Square	Essex County	88	<10
The Rubin Home Assisted Living	Essex County	16	<10
The Saab Residence	Middlesex County	62	10-30
The Woodlands Inn at Edgewood	Essex County	40	<10
Traditions of Wayland	Middlesex County	81	10-30
Village at Willow Crossings	Bristol County	118	>30
Waltham Crossings	Middlesex County	112	>30
Waterstone at Wellesley	Norfolk County	52	<10
White Oak Cottages	Norfolk County	24	<10
Whitney Place at Natick	Middlesex County	106	10-30
Whitney Place at Northborough	Worcester County	83	<10
Whitney Place at Northbridge	Worcester County	30	<10
Whitney Place at Sharon	Norfolk County	91	10-30
Whitney Suites at Westborough	Worcester County	43	<10
Windrose at Weymouth	Norfolk County	53	10-30
Windrose at Woburn	Middlesex County	33	10-30
Windsor Place of Wilmington	Middlesex County	101	10-30
Wingate Residences at Boylston Place	Norfolk County	48	<10
Wingate Residences at Haverhill	Essex County	69	10-30
Wingate Residences at Needham	Norfolk County	101	>30
Wood Haven Senior Living	Middlesex County	58	10-30
Youville House Assisted Living Residence, Inc.	Middlesex County	143	10-30

1. Staff and residents

Note: This list includes Assisted Living Residences with at least 2 reported COVID-19 cases to date (staff and residents).

The number of cases for a facility relies on the amount of testing conducted; facilities not included on this list may have COVID-19 cases that have not yet been identified.

Some facilities have tested some or all residents only; some have also tested staff. A low number of cases may reflect that not all residents and staff have not been tested, not necessarily low prevalence

Source: Self-reported data from ALRs to Office of Elder Affairs



Assisted Living Residences With 2+ Known COVID Cases (4/4)

Data collected as of 5/22/2020 8:00am

Facility	County	Maximum Capacity	Number of confirmed cases ¹
Youville Place	Middlesex County	101	>30
Zelma Lacey House	Suffolk County	83	<10

1. Staff and residents

Note: This list includes Assisted Living Residences with at least 2 reported COVID-19 cases to date (staff and residents).
The number of cases for a facility relies on the amount of testing conducted; facilities not included on this list may have COVID-19 cases that have not yet been identified.
Some facilities have tested some or all residents only; some have also tested staff. A low number of cases may reflect that not all residents and staff have not been tested, not necessarily low prevalence
Source: Self-reported data from ALRs to Office of Elder Affairs



Daily nursing home, rest home, assisted living residence and EHS testing program

Data collected as of 5/22/2020

Mobile Testing Program Key Metrics

		Day before yesterday	Yesterday	Today (planned)
Mobile on-site testing for NH, RH, and ALRs	Daily facilities visited	10	6	6
	Total facilities visited to date	733	739	745
	Total unique facilities visited ¹	430	434	437
	Daily tests completed	535	468	429
	Total tests completed to date	46,122	46,590	47,019
EMS on-site testing at EHS facilities ¹	Daily facilities visited	39	48	
	Total facilities visited to date	1,598	1,646	
	Daily tests completed	365	415	
	Total tests completed to date	24,557	24,972	

¹ Data from prior days may change due to adjustments for data quality and data consistency



PPE Distribution by Recipient Type and Geography

Cumulative PPE distribution as of May 22, 2020
at 9:00am

at 9:00am	N95s/KN95s	Masks	Gowns	Gloves	Ventilators
Nursing home/Senior living	364,485	823,700	97,804	751,000	-
Hospital	249,540	226,400	47,346	177,700	679
Community health center	70,810	94,050	11,609	87,700	-
Local Municipalities (e.g. Fire, Police, Public EMS)	433,028	378,996	146,307	1,376,922	-
Public safety (30-day supply)	167,325	-	-	-	-
EMS (Private)	35,380	42,300	2,548	57,600	-
Local BOH	15,205	47,100	1,326	56,800	-
State agency	93,565	427,886	89,366	2,242,880	-
Other (e.g. home and pediatric care)	238,423	1,052,748	118,862	2,109,292	-
Total distributions	1,667,761	3,093,180	515,168	6,859,894	679
Southeastern Massachusetts	340,758	628,435	112,004	1,190,408	79
Metro West	431,660	634,532	100,547	903,002	136
Western Massachusetts	257,907	466,697	73,259	466,630	60
Central Massachusetts	215,440	385,317	66,030	900,950	83
Metro Boston	153,390	228,400	40,806	628,592	204
Northeastern Massachusetts	182,715	335,563	37,244	590,232	117
State agency	85,892	414,236	85,278	2,180,080	-
Total distributions	1,667,761	3,093,180	515,168	6,859,894	679



Massachusetts Department of Public Health COVID-19 Dashboard – Sunday, May 24, 2020

PPE Distribution by Recipient Type and Geography

Region	Entity	N95s/KN95s	Masks	Gowns	Gloves	Ventilators
Massachusetts	Nursing home/Senior living	364,485	823,700	97,804	751,000	-
	Hospital	249,540	226,400	47,346	177,700	679
	Community health center	70,810	94,050	11,609	87,700	-
	Local municipalities ¹	433,028	378,996	146,307	1,376,922	-
	Public safety (30 day supply)	167,325	-	-	-	-
	EMS (Private)	35,380	42,300	2,548	57,600	-
	Local BOH	15,205	47,100	1,326	56,800	-
	State agency	93,565	427,886	89,366	2,242,880	-
	Other (e.g. home and pediatric care)	238,423	1,052,748	118,862	2,109,292	-
	Total	1,667,761	3,093,180	515,168	6,859,894	679
Southeastern Massachusetts	Nursing home/Senior living	85,820	175,500	25,236	226,600	-
	Hospital	58,800	42,800	11,240	55,000	79
	Community health center	11,150	17,400	285	11,200	-
	Local municipalities ¹	83,185	89,455	35,992	288,020	-
	Public safety (30 day supply)	37,800	-	-	-	-
	EMS (Private)	3,860	4,600	186	8,000	-
	Local BOH	2,460	6,000	396	16,400	-
	State agency	3,870	4,200	2,240	18,100	-
	Other (e.g. home and pediatric care)	53,813	288,480	36,429	567,088	-
	Total	340,758	628,435	112,004	1,190,408	79
Metro West	Nursing home/Senior living	104,330	190,000	23,030	173,300	-
	Hospital	62,620	29,400	9,174	19,200	136
	Community health center	30,200	14,350	4,554	14,000	-
	Local municipalities ¹	100,091	85,052	25,878	181,152	-
	Public safety (30 day supply)	42,785	-	-	-	-
	EMS (Private)	11,320	16,600	240	4,000	-
	Local BOH	1,800	15,500	160	9,200	-
	State agency	2,303	5,800	1,590	18,500	-
	Other (e.g. home and pediatric care)	76,211	277,830	35,921	483,650	-
	Total	431,660	634,532	100,547	903,002	136
Western Massachusetts	Nursing home/Senior living	53,360	146,350	19,202	90,600	-
	Hospital	36,160	62,300	10,004	-	60
	Community health center	6,880	16,100	1,706	20,600	-
	Local municipalities ¹	87,878	85,997	28,812	155,980	-
	Public safety (30 day supply)	33,015	-	-	-	-
	EMS (Private)	9,400	10,900	1,102	30,400	-
	Local BOH	2,805	11,600	300	5,000	-
	State agency	300	2,300	150	3,400	-
	Other (e.g. home and pediatric care)	28,109	131,150	11,983	160,650	-
	Total	257,907	466,697	73,259	466,630	60

Region	Entity	N95s/KN95s	Masks	Gowns	Gloves	Ventilators
Central Massachusetts	Nursing home/Senior living	51,900	123,000	12,634	102,200	-
	Hospital	23,120	13,600	5,106	2,200	83
	Community health center	9,980	26,200	1,638	16,000	-
	Local municipalities ¹	74,815	51,434	28,954	245,350	-
	Public safety (30 day supply)	14,450	-	-	-	-
	EMS (Private)	3,800	3,300	900	5,000	-
	Local BOH	1,700	7,000	90	11,000	-
	State agency	-	2,300	-	400	-
	Other (e.g. home and pediatric care)	35,675	158,483	16,708	518,800	-
	Total	215,440	385,317	66,030	900,950	83
Metro Boston	Nursing home/Senior living	23,370	72,950	6,966	40,300	-
	Hospital	39,110	45,500	9,580	89,700	204
	Community health center	9,960	16,700	3,030	20,900	-
	Local municipalities ¹	45,285	19,200	12,970	261,120	-
	Public safety (30 day supply)	6,455	-	-	-	-
	EMS (Private)	5,000	-	-	-	-
	Local BOH	3,720	1,000	300	6,000	-
	State agency	1,200	1,050	348	22,400	-
	Other (e.g. home and pediatric care)	19,290	72,000	7,612	188,172	-
	Total	153,390	228,400	40,806	628,592	204
Northeastern Massachusetts	Nursing home/Senior living	45,705	115,900	10,736	118,000	-
	Hospital	29,730	32,800	2,242	11,600	117
	Community health center	2,640	3,300	396	5,000	-
	Local municipalities ¹	41,775	47,858	13,701	245,300	-
	Public safety (30 day supply)	32,820	-	-	-	-
	EMS (Private)	2,000	6,900	120	10,200	-
	Local BOH	2,720	6,000	80	9,200	-
	State agency	-	-	-	-	-
	Other (e.g. home and pediatric care)	25,325	122,805	9,969	190,932	-
	Total	182,715	335,563	37,244	590,232	117
State agency	Nursing home/Senior living	-	-	-	-	-
	Hospital	-	-	-	-	-
	Community health center	-	-	-	-	-
	Local municipalities ¹	-	-	-	-	-
	Public safety (30 day supply)	-	-	-	-	-
	EMS (Private)	-	-	-	-	-
	Local BOH	-	-	-	-	-
	State agency	85,892	412,236	85,038	2,180,080	-
	Other (e.g. home and pediatric care)	-	2,000	240	-	-
	Total	85,892	414,236	85,278	2,180,080	-

Note: Total distributions include those from DPH and MEMA. Those state agencies which are not linked to specific geographies are tagged as state agencies. The "other" category includes all entities that cannot be classified as one of the 8 entity types

1. Includes police, fire, EMS



Massachusetts Department of Public Health COVID-19 Dashboard – Sunday, May 24, 2020

Department of Corrections on-site testing program

Data as of 5/21/2020 2:00pm

Facility	Population	Positives	Negatives	Inconclusive	Total
Mobile Testing at Massachusetts Correctional Institution – Framingham (MCI-F)	MCI-F inmates	37	64	6	107
	Southern Middlesex Correctional Center (SMCC) inmates	0	40	1	41
	Department of Corrections Staff	2	109	0	111
	Wellpath Staff	1	8	0	9
Mobile Testing at MA Treatment Center (MTC)	MTC Civil and State Inmates	73	360	31	464
	Department of Corrections Staff	5	217	0	222
	Wellpath Staff	0	13	0	13
	Bridgewater State Hospital /CCRS Staff	1	37	0	38
Mobile Testing at Massachusetts Correctional Institution – Shirley (MCI-S)	MCI-S Inmates	91	742	0	833
	Department of Corrections Staff	6	295	0	301
	Wellpath Staff	0	20	0	20
Mobile Testing at MA Treatment Center (MTC)	OCCC Proper Inmates	0	592	0	592
	ISOU/RU Patients at OCCC	1	29	0	30
	Bridgewater State Hospital Civil Commit Patients	1	72	2	75
	OCCC-Minimum Security Inmates	0	84	0	84
	Department of Corrections Staff	2	65	0	67
	Wellpath Staff	0	10	0	10
	Bridgewater State Hospital /CCRS Staff	0	39	1	40
Mobile testing at North Central Correctional Institution(NCCI) - Gardner	NCCI - Gardner Inmates	0	682	0	682
	Department of Corrections Staff	0	55	0	55
	Wellpath Staff	0	3	0	3
Mobile Testing at Massachusetts Correctional Institution – Concord (MCI-C)	MCI-Concord Inmates	0	436	0	436
	MCI-C and NECC DOC Staff	1	171	0	172
	MCI-C and NECC Wellpath Staff	0	24	0	24
Mobile Testing at Northeast Correctional Center (NECC)	NECC Inmates	0	149	0	149
Boston Pre-Release (BPR)	BPR Inmates	0	48	0	68
	DOC Staff	0	18	0	28
	Wellpath Staff	0	0	0	0
Massachusetts Alcohol and Substance Abuse Center	MASAC Civils	2	33	2	37
	DOC	0	6	0	6
	Wellpath/Contractors	9	52	7	68