



ARKANSAS INTERNATIONAL TRADE & JOBS DATA SUMMARY 2019

WE GROW TRADE®




WORLD TRADE CENTER®
ARKANSAS
UNIVERSITY OF ARKANSAS

ARKANSAS International Trade & Jobs Data Summary 2019

Introduction

Arkansas has a diverse economy ranging from aerospace and defense, to agriculture, and manufacturing¹. As of September 2019, international trade in Arkansas supported nearly 350,000 jobs², representing approximately 26% of the state's total employed labor force³. Total exports of goods for Arkansas increased by nearly 12% from their level in 2008⁴, now totaling \$6.5 billion⁵, and traveling to 170 countries⁶.

Top Economic Sectors in Arkansas



Aerospace
and Defense



Agriculture
and AgriFood



Manufacturing

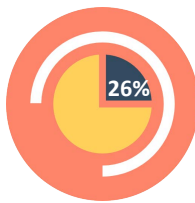
Trade-Supported Employment in Arkansas

350,000 Jobs



Approximately 350,000
Jobs in Arkansas are
Supported by
International Trade

26% of Labor Force



Trade-Supported Jobs
Make Up 26% of
Arkansas' Labor Force

Total Arkansas Exports

\$6.5 Billion

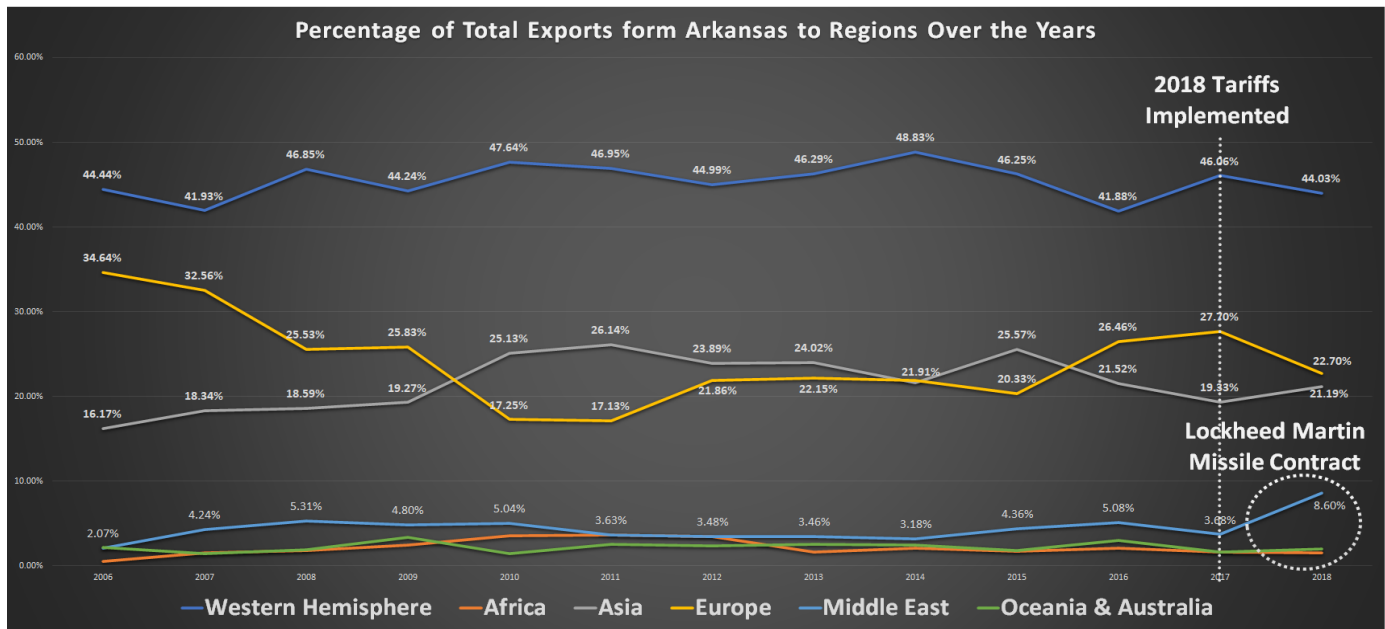


Arkansas Exported
\$6.5 Billion Worth of
Goods in 2018

ARKANSAS International Trade & Jobs Data Summary 2019

Arkansas' Top Export Markets

By region -- throughout the last year, over 44% of all Arkansas exports went to Western Hemisphere countries. Of those exports not sent to the Western Hemisphere, approximately 23% went to Europe, 21% went to Asia, and 9% went to the Middle East⁷.



By country -- more specifically, Arkansas' overall top ten export markets last year were (in order): Canada, Mexico, Saudi Arabia, France, China, South Korea, United Kingdom, Belgium, Hong Kong, and Japan⁸.


Values in millions of dollars. Percent Share of Total Arkansas Goods Exports. Percent Change from 2017 - 2018.

Rank	Country	2016 Value	2017 Value	2018 Value	2016 % Share	2017 % Share	2018 % Share	% Change, 2017 - 2018
	Total Arkansas Exports and % Share of U.S. Total	\$5,772	\$6,234	\$6,447	0.4%	0.4%	0.4%	3.4%
1	CANADA	\$1,164	\$1,257	\$1,208	20.3%	20.2%	18.7%	-3.9%
2	MEXICO	\$685	\$851	\$870	12.0%	13.6%	13.5%	2.3%
3	SAUDI ARABIA	\$56	\$76	\$397	1.0%	1.2%	6.2%	421.4%
4	FRANCE	\$783	\$728	\$326	13.7%	11.7%	5.1%	-55.3%
5	CHINA	\$275	\$367	\$307	4.8%	5.9%	4.8%	-16.4%
6	KOREA, SOUTH	\$146	\$142	\$231	2.6%	2.3%	3.6%	61.8%
7	UNITED KINGDOM	\$143	\$250	\$204	2.5%	4.0%	3.2%	-18.2%
8	BELGIUM	\$126	\$91	\$196	2.2%	1.5%	3.0%	115.3%
9	HONG KONG	\$113	\$122	\$180	2.0%	2.0%	2.8%	47.5%
10	JAPAN	\$281	\$192	\$167	4.9%	3.1%	2.6%	-13.2%

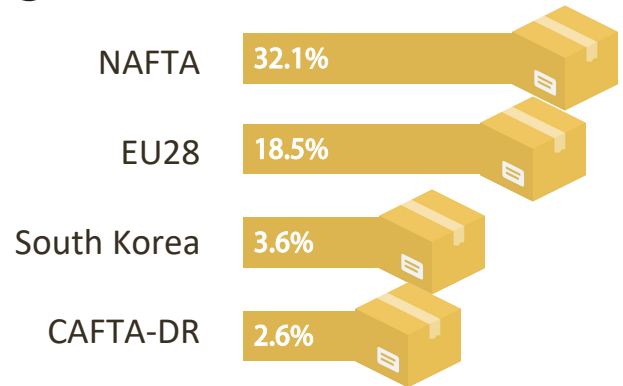
Data provided by U.S. Census Bureau.

ARKANSAS International Trade & Jobs Data Summary 2019


Arkansas' Top Goods Export Countries in 2018



Arkansas' Share of Exports to Free Trade Agreement Partners in 2018⁹



Arkansas' Top Export Countries



Canada and Mexico are Arkansas' largest trading partners by billions of dollars¹⁰, and trade with the two countries supports more than 120,000 jobs in Arkansas¹¹, representing almost 35% of all trade jobs¹².

Canada is Arkansas' largest export market, followed by Mexico¹³. In 2018, Arkansas' exports to Canada and Mexico amounted to approximately \$2 billion in goods¹⁴ and \$276 million in services¹⁵, which together represented about 36% of all Arkansas exports¹⁶. As of 2018, Arkansas had a combined \$275 million positive trade balance in goods with both Canada and Mexico¹⁷.

In 2018, Arkansas' exports to Mexico increased by 2.3% with respect to the previous year¹⁸, from \$851 million to \$870 million¹⁹. Throughout this last year, exports to Canada decreased by 3.9%²⁰.

ARKANSAS International Trade & Jobs Data Summary 2019

Since NAFTA, Arkansas' exports to Mexico have increased by 732.2%²¹, while those to the rest of the world rose by 312.9%²². In other words, Arkansas' export growth rate to Mexico has been 2.3 times higher than its export growth rate to the rest of the world²³.

Arkansas' exports to Saudi Arabia increased by 421.4% over the course of 2018²⁴. Exports to the country peaked at \$397 million last year (from only \$76 million in 2017)²⁵, making Saudi Arabia the 3rd most important export destination for Arkansas²⁶.

Meanwhile, exports to France accounted for \$326 million²⁷, and exports to China added up to \$307 million²⁸.

Arkansas' Top Export Sectors


Values in millions of dollars. Percent Share of Total Arkansas Goods Exports. Percent Change from 2017 - 2018.

Rank	Description (HS Code)	2016 Value	2017 Value	2018 Value	2016 % Share	2017 % Share	2018 % Share	% Change, 2017 - 2018
Total Arkansas Exports and % Share of U.S. Total		\$5,772	\$6,234	\$6,447	0.4%	0.4%	0.4%	3.4%
1	CIVILIAN AIRCRAFT, ENGINES, AND PARTS (880000)	\$1,083	\$1,503	\$995	18.9%	24.1%	15.4%	-33.8%
2	BOMB MINES OT AMMNITION (930690)	\$169	\$79	\$463	2.9%	1.3%	7.2%	486.6%
3	RICE, SEMI- OR WHOLLY MILLED, POLISHED ETC OR NOT (100630)	\$152	\$222	\$233	2.7%	3.6%	3.6%	4.8%
4	PPR/PBRD,CTD/IMPG/CVR W/PLAST,BLEACH,WT>150G/M2 (481151)	\$162	\$189	\$206	2.8%	3.0%	3.2%	8.8%
5	CHEMICAL WOODPULP, SODA ETC. N DIS S BL & BL CONIF (470321)	\$31	\$111	\$191	0.5%	1.8%	3.0%	72.0%
6	EGGS OF CHICKENS, FERTILIZED FOR INCUBATION (040711)	\$174	\$162	\$172	3.0%	2.6%	2.7%	5.9%
7	CHICKEN CUTS AND EDIBLE OFFAL (INC LIVERS), FROZEN (020714)	\$150	\$190	\$171	2.6%	3.1%	2.7%	-9.9%
8	COTTON, NOT CARDED OR COMBED (520100)	\$54	\$63	\$117	0.9%	1.0%	1.8%	85.3%
9	HALOGENATED DERIV OF AROMATIC HYDROCARBONS, NESOI (290399)	\$90	\$17	\$103	1.6%	0.3%	1.6%	506.0%
10	DERIV. CONT. ONLY HALOGEN SUBSTIT. & SALTS, NESOI (290819)	\$60	\$51	\$88	1.0%	0.8%	1.4%	71.9%

Data provided by U.S. Census Bureau.

The recent increase in exports to the Middle East²⁹ as well as the 486.6% increase in "Bomb Mines OT Ammunition" exports³⁰ can all be explained by a missile contract made between Lockheed Martin and Saudi Arabia in 2018³¹. Through this new deal, Lockheed's industrial site in Camden was allocated a major share of THAAD missiles' manufacturing³².

Missile Contract




\$3 Billion in Agricultural Exports



Agriculture and AgriFood represent one of the main portions of Arkansas' exports³³. Arkansas farmers produced over \$3 billion in agricultural exports during 2018³⁴. The top three destinations for those exports were Western Hemisphere countries with a total share of over 48%, followed by Hong Kong with 5%, and the United Kingdom with another 5%³⁵.

Arkansas' Top Agricultural Export Markets³⁶



Top Agricultural Exports



- ✓ America's largest rice exporter³⁷
- ✓ Second largest poultry exporter³⁸
- ✓ Fifth largest cotton exporter³⁹

Arkansas Trade-Related Jobs

Over the last few years, Arkansas trade-related jobs grew six times faster than total employment⁴⁰, paid up to 18% more than similar jobs at non-exporting firms⁴¹, and were shown to be more secure. Likewise, businesses that started exporting for the first time last year also increased employment approximately four times faster than non-exporting businesses⁴².

80% of Exporters are Small Businesses



In Arkansas, small businesses account for about 80% of all exporters⁴³.

Contact Information

Melvin Torres | Director of Western Hemisphere Trade | melvint@arwtc.org.

Special thanks to Roxane Gomez (World Trade Center Arkansas Intern) for helping compile and design this document.

Sources (hover over link to click)

Figures may not add up due to rounding. Figures may also be subject to variations based on sources used.

1. "Foreign Trade Division - State Exports from Arkansas - Top 25 Commodities Based on 2018 Dollar Value", United States Census Bureau, accessed November 2019, <https://www.census.gov/foreign-trade/statistics/state/data/ar.html>
2. "How Arkansas' Economy Benefits from International Trade & Investment", Business Roundtable, accessed November 2019, https://tradepartnership.com/wp-content/uploads/2016/02/BRT_TRADE_2015_Arkansas.pdf
3. *Percentage calculation based on 2. and 3.* "Southwest Information Office - Arkansas' Economy at a Glance", Bureau of Labor Statistics, accessed November 2019, <https://www.bls.gov/regions/southwest/arkansas.htm>
4. *Percentage calculation based on 4. and 5.* International Trade Administration, U.S. Department of Commerce, "2008 Total All Merchandise Exports to World, By State - Arkansas", TradeStats Express, accessed November 2019, <http://tse.export.gov/TSE/TSEhome.aspx>
5. "Foreign Trade Division - State Exports from Arkansas - Top 25 Commodities Based on 2018 Dollar Value", United States Census Bureau, accessed November 2019, <https://www.census.gov/foreign-trade/statistics/state/data/ar.html>
6. International Trade Administration, U.S. Department of Commerce, "2018 Total All Merchandise Exports to World from Arkansas", TradeStats Express, accessed November 2019, <http://tse.export.gov/TSE/TSEhome.aspx>
7. International Trade Administration, U.S. Department of Commerce, "2018 Total All Merchandise Exports to North America/Europe/Asia/Middle East/Oceania and Australia/Africa", TradeStats Express, accessed November 2019, <http://tse.export.gov/TSE/TSEhome.aspx>
8. "Foreign Trade Division - State Exports from Arkansas - Top 25 Countries Based on 2018 Dollar Value", United States Census Bureau, accessed November 2019, <https://www.census.gov/foreign-trade/statistics/state/data/ar.html>
9. International Trade Administration, U.S. Department of Commerce, "2018 Total All Merchandise Exports to NAFTA/EU28/South Korea/CAFTA-DR", TradeStats Express, accessed November 2019, <http://tse.export.gov/TSE/TSEhome.aspx>
10. "Foreign Trade Division - State Exports from Arkansas - Top 25 Countries Based on 2018 Dollar Value", United States Census Bureau, accessed November 2019, <https://www.census.gov/foreign-trade/statistics/state/data/ar.html>
11. "The Facts on NAFTA: Assessing Two Decades of Gains in Trade, Growth, and Jobs", U.S. Chamber of Commerce, accessed November 2019, https://www.uschamber.com/sites/default/files/the_facts_on_nafta_-_2017.pdf
12. *Percentage calculation based on 2. and 11.*

ARKANSAS International Trade & Jobs Data Summary 2019

13. "Foreign Trade Division - State Exports from Arkansas - Top 25 Countries Based on 2018 Dollar Value", United States Census Bureau, accessed November 2019, <https://www.census.gov/foreign-trade/statistics/state/data/ar.html>
14. "Foreign Trade Division - State Exports from Arkansas - Top 25 Countries Based on 2018 Dollar Value", United States Census Bureau, accessed November 2019, <https://www.census.gov/foreign-trade/statistics/state/data/ar.html>
15. "Arkansas Depends on Trade with Canada and Mexico", Business Roundtable, accessed November 2019, https://s3.amazonaws.com/brt.org/BRT_CanMex_2019_AR.pdf
16. *Percentage calculation based on 5. 14. and 15.*
17. *Calculation based on 14. and 17.* Foreign Trade Division - State Imports for Arkansas - Top 25 Countries Based on 2018 Dollar Value", United States Census Bureau, accessed November 2019, <https://www.census.gov/foreign-trade/statistics/state/data/imports/ar.html>
18. "Foreign Trade Division - State Exports from Arkansas - Top 25 Countries Based on 2018 Dollar Value", United States Census Bureau, accessed November 2019, <https://www.census.gov/foreign-trade/statistics/state/data/ar.html>
19. "Foreign Trade Division - State Exports from Arkansas - Top 25 Countries Based on 2018 Dollar Value", United States Census Bureau, accessed November 2019, <https://www.census.gov/foreign-trade/statistics/state/data/ar.html>
20. "Foreign Trade Division - State Exports from Arkansas - Top 25 Countries Based on 2018 Dollar Value", United States Census Bureau, accessed November 2019, <https://www.census.gov/foreign-trade/statistics/state/data/ar.html>
21. "NAFTA Works: Mexico x Arkansas Trade 2018", NAFTA Mexico, accessed November 2019, <http://www.naftamexico.net/naftaworks/arkansas2018.pdf>
22. "NAFTA Works: Mexico x Arkansas Trade 2018", NAFTA Mexico, accessed November 2019, <http://www.naftamexico.net/naftaworks/arkansas2018.pdf>
23. "NAFTA Works: Mexico x Arkansas Trade 2018", NAFTA Mexico, accessed November 2019, <http://www.naftamexico.net/naftaworks/arkansas2018.pdf>
24. "Foreign Trade Division - State Exports from Arkansas - Top 25 Countries Based on 2018 Dollar Value", United States Census Bureau, accessed November 2019, <https://www.census.gov/foreign-trade/statistics/state/data/ar.html>
25. "Foreign Trade Division - State Exports from Arkansas - Top 25 Countries Based on 2018 Dollar Value", United States Census Bureau, accessed November 2019, <https://www.census.gov/foreign-trade/statistics/state/data/ar.html>
26. "Foreign Trade Division - State Exports from Arkansas - Top 25 Countries Based on 2018 Dollar Value", United States Census Bureau, accessed November 2019, <https://www.census.gov/foreign-trade/statistics/state/data/ar.html>
27. "Foreign Trade Division - State Exports from Arkansas - Top 25 Countries Based on 2018 Dollar Value", United States Census Bureau, accessed November 2019, <https://www.census.gov/foreign-trade/statistics/state/data/ar.html>
28. "Foreign Trade Division - State Exports from Arkansas - Top 25 Countries Based on 2018 Dollar Value", United States Census Bureau, accessed November 2019, <https://www.census.gov/foreign-trade/statistics/state/data/ar.html>
29. "Foreign Trade Division - State Exports from Arkansas - Top 25 Countries Based on 2018 Dollar Value", United States Census Bureau, accessed November 2019, <https://www.census.gov/foreign-trade/statistics/state/data/ar.html>

ARKANSAS International Trade & Jobs Data Summary 2019

30. "Foreign Trade Division - State Exports from Arkansas - Top 25 Commodities Based on 2018 Dollar Value", United States Census Bureau, accessed November 2019, <https://www.census.gov/foreign-trade/statistics/state/data/ar.html>
 31. Wesley Brown, "Lockheed Martin's Camden Manufacturing Site Part of \$1 Billion Saudi Missile Deal", Talk Business & Politics, accessed November 2019, <https://talkbusiness.net/2019/03/lockheed-martins-camden-manufacturing-site-part-of-1-billion-saudi-missile-deal/>
 32. Wesley Brown, "Lockheed Martin's Camden Manufacturing Site Part of \$1 Billion Saudi Missile Deal", Talk Business & Politics, accessed November 2019, <https://talkbusiness.net/2019/03/lockheed-martins-camden-manufacturing-site-part-of-1-billion-saudi-missile-deal/>
 33. "Foreign Trade Division - State Exports from Arkansas - Top 25 Commodities Based on 2018 Dollar Value", United States Census Bureau, accessed November 2019, <https://www.census.gov/foreign-trade/statistics/state/data/ar.html>
 34. "U.S. Agricultural Exports, State Detail by Commodity, 2018 - Arkansas", United States Department of Agriculture, accessed November 2019, <https://www.ers.usda.gov/data-products/state-export-data.aspx>
 35. "Arkansas-Canada: a Strong, Integrated and Balanced Partnership in Agriculture", Government of Canada - Agriculture and Agri-Food Canada, accessed November 2019, http://www.agr.gc.ca/resources/prod/Internet-Internet/MISB-DGSIM/ATS-SEA/doc/9671/state_factsheet_Arkansas_US_Canada_2019-eng.pdf
 36. "Arkansas-Canada: a Strong, Integrated and Balanced Partnership in Agriculture", Government of Canada - Agriculture and Agri-Food Canada, accessed November 2019, http://www.agr.gc.ca/resources/prod/Internet-Internet/MISB-DGSIM/ATS-SEA/doc/9671/state_factsheet_Arkansas_US_Canada_2019-eng.pdf
 37. "Arkansas Trade Facts - Agriculture in Arkansas Depends on Exports", Office of the United States Representative, accessed November 2019, <https://ustr.gov/map/state-benefits/ar#>
 38. "Arkansas Trade Facts - Agriculture in Arkansas Depends on Exports", Office of the United States Representative, accessed November 2019, <https://ustr.gov/map/state-benefits/ar#>
 39. "Arkansas Trade Facts - Agriculture in Arkansas Depends on Exports", Office of the United States Representative, accessed November 2019, <https://ustr.gov/map/state-benefits/ar#>
 40. "How Arkansas' Economy Benefits from International Trade & Investment", Business Roundtable, accessed November 2019, https://tradepartnership.com/wp-content/uploads/2016/02/BRT_TRADE_2015_Arkansas.pdf
 41. "How Arkansas' Economy Benefits from International Trade & Investment", Business Roundtable, accessed November 2019, https://s3.amazonaws.com/brt.org/archive/state-data-intl-trade/BRT-State-Study_Arkansas.pdf
 42. "Trade Creates Jobs for Arkansas", Business Roundtable, accessed November 2019, <https://www.businessroundtable.org/archive/resources/trade-creates-jobs-for-arkansas>
 43. "Small Business Profile - Arkansas", U.S. Small Business Administration, accessed November 2019, https://www.sba.gov/sites/default/files/advocacy/Arkansas_1.pdf
- Circular flat icons and plane, train, boat, and medal icons made by Vectors Market from www.flaticon.com
- Country flags, tractor and check mark icons made by Freepik from www.flaticon.com
- Shipping box icon made by Pixel Buddha from www.flaticon.com